


ROOF REPAIRS AND ASSOCIATED WORK AT THE MASCONOMET REGIONAL SCHOOL DISTRICT

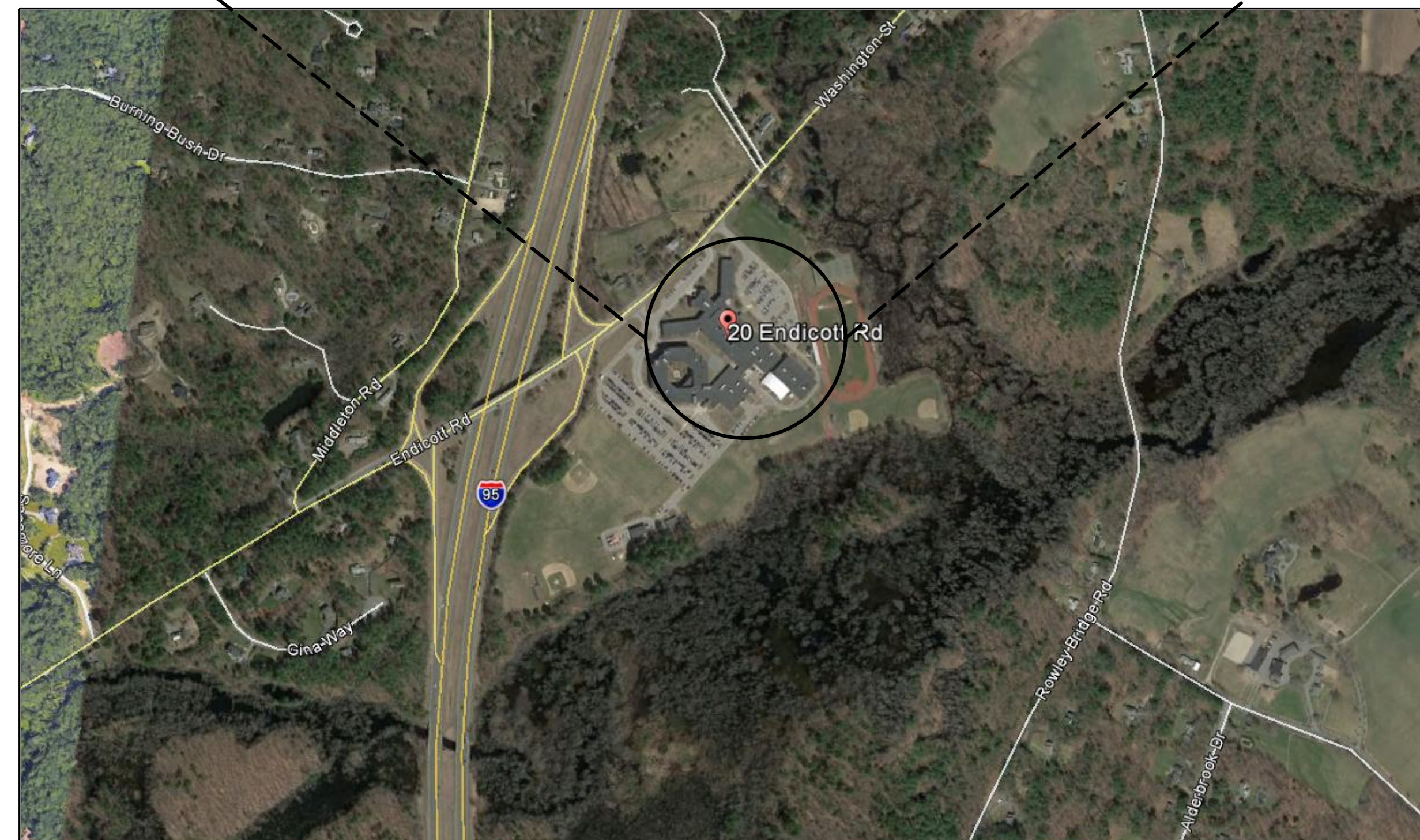
20 ENDICOTT ROAD
BOXFORD, MA 01921

PREPARED FOR
MASCONOMET REGIONAL SCHOOL DISTRICT
DISTRICT CENTER OFFICE BUILDING
20 ENDICOTT ROAD
BOXFORD, MASSACHUSETTS 01921

DRAWING NO	TITLE
G100	COVER SHEET
G101	OVERALL ROOF PLAN AND EXISTING ROOF CROSS SECTIONS
A101	PARTIAL ROOF AREA PLAN
A102	PARTIAL ROOF AREA PLAN
A103	PARTIAL ROOF AREA PLAN
A104	PARTIAL ROOF AREA PLAN
A501	ROOF DETAILS
A502	ROOF DETAILS
A503	ROOF DETAILS
A504	ALTERNATE 1 ROOF DETAILS
A505	ALTERNATE 2 ROOF DETAILS
A506	ALTERNATE 3 ROOF DETAILS
A507	ALTERNATE 4 ROOF DETAILS



SITE MAP
NOT TO SCALE



LOCATION MAP
NOT TO SCALE



Gale Associates, Inc.
Engineers and Planners
163 LIBBEY PARKWAY | WEYMOUTH, MA 02189
P 781.335.6465 F 781.335.6467 www.gainc.com
Boston Baltimore Orlando Hartford

This drawing and the design and construction features disclosed are proprietary to Gale Associates, Inc. and shall not be altered or reused in whole or part without the express written permission of Gale Associates, Inc. Copyright © 2018

PROJECT	ROOF REPAIRS AND ASSOCIATED WORK AT THE MASCONOMET REGIONAL SCHOOL DISTRICT 20 ENDICOTT ROAD BOXFORD, MA 01921
	OWNER MASCONOMET REGIONAL SCHOOL DISTRICT DISTRICT CENTER OFFICE BUILDING, 20 ENDICOTT ROAD BOXFORD, MASSACHUSETTS 01921

NO.	DATE	DESCRIPTION	BY
PROJECT NO.	834200		
CADD FILE	834200 G100		
DESIGNED BY	JMZ		
DRAWN BY	DJK/RFF/CGK		
CHECKED BY	BHN		
DATE	12/12/18		
DRAWING SCALE	NOT TO SCALE		

GRAPHIC SCALE

SHEET TITLE

COVER SHEET

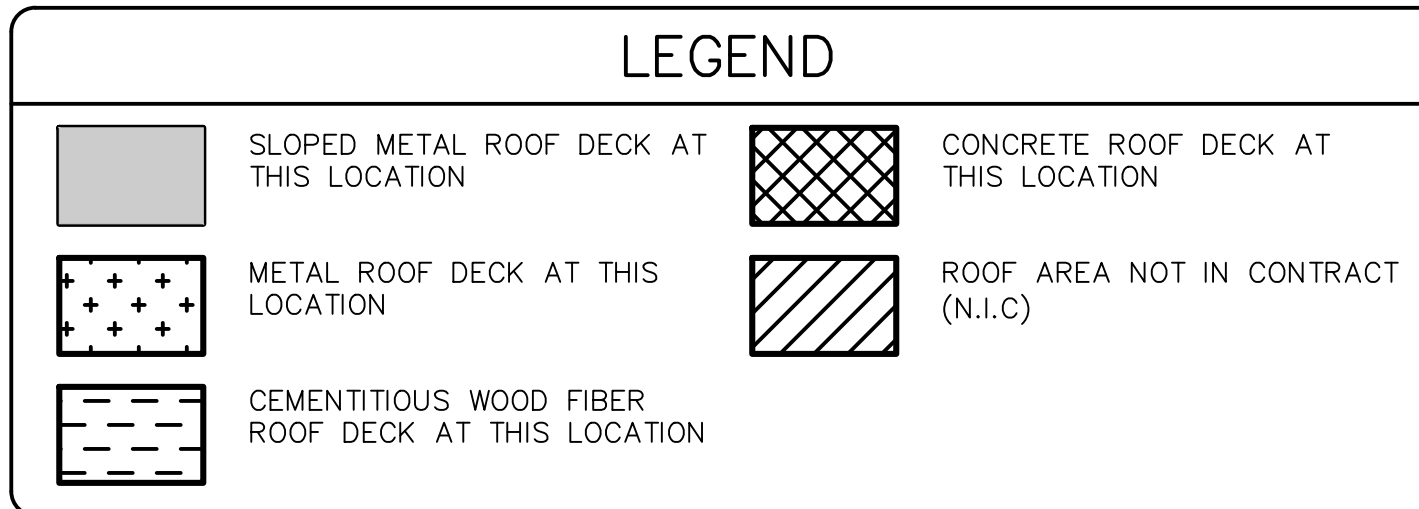
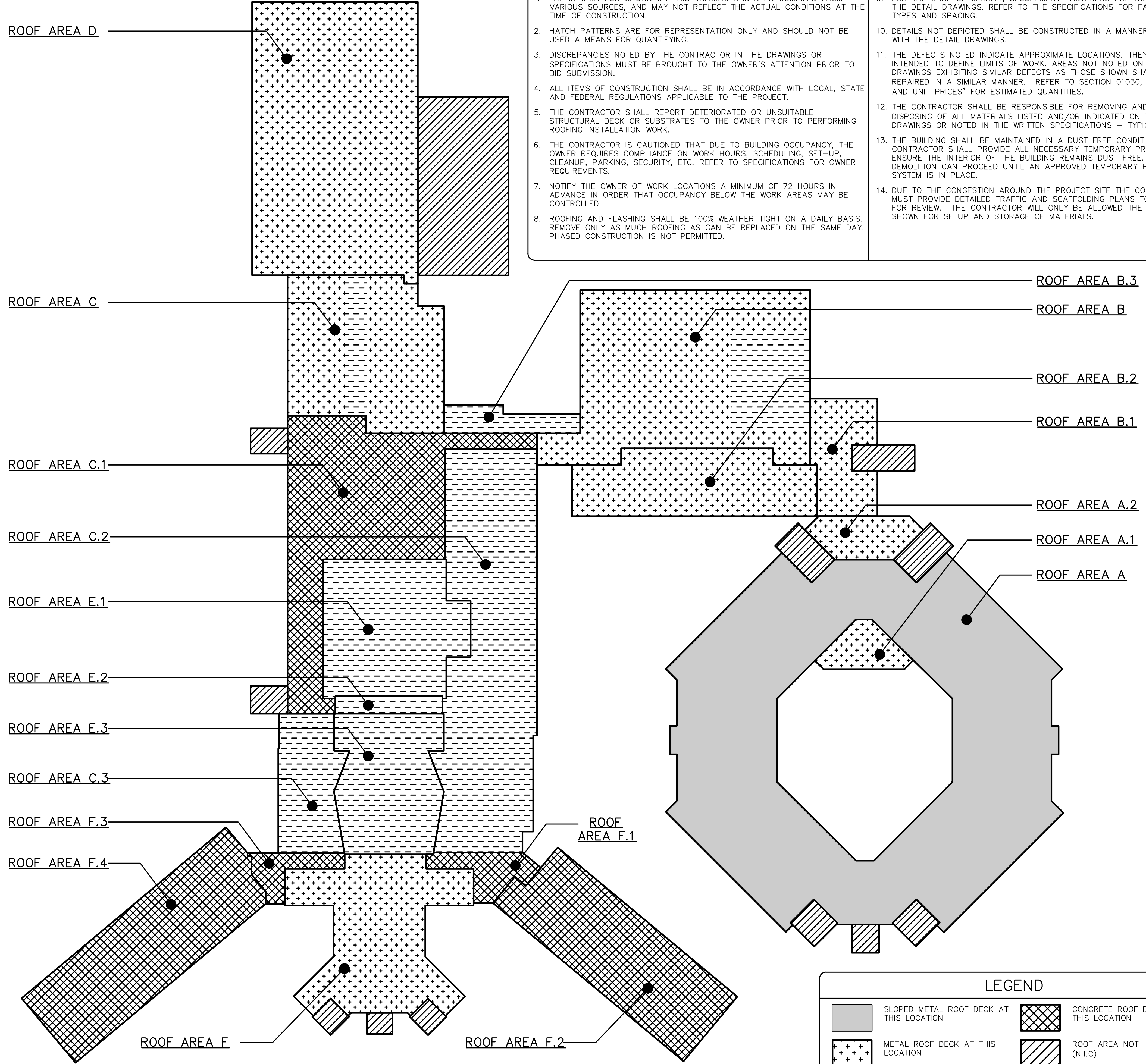
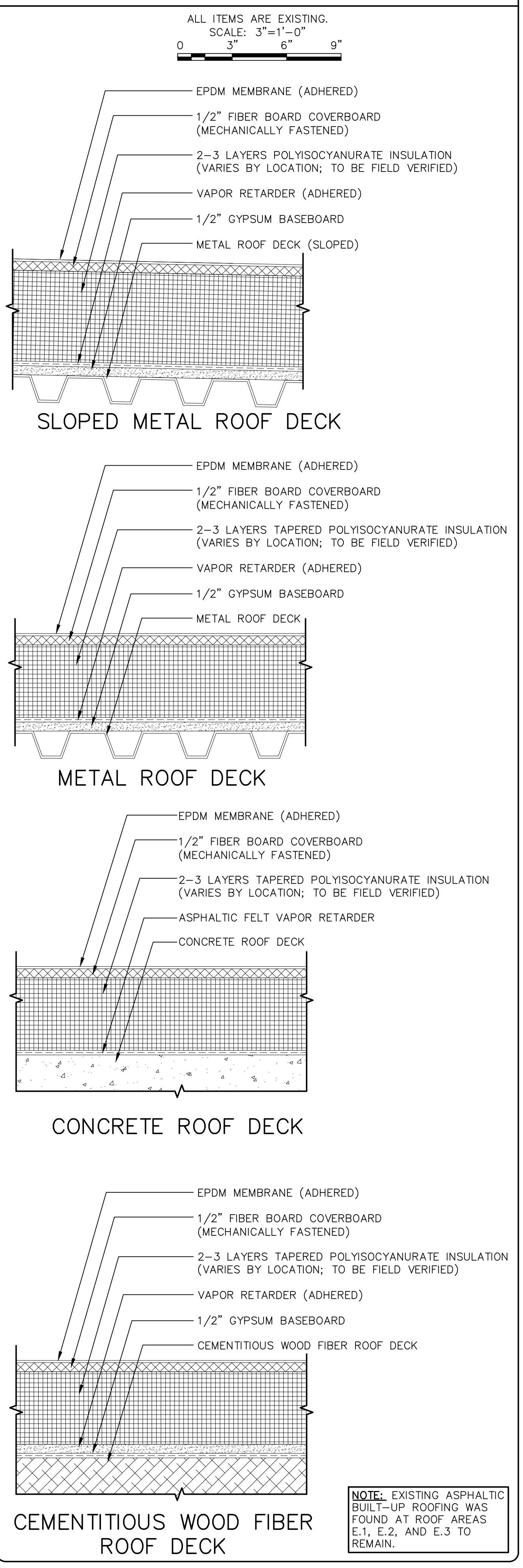
DRAWING NO.

G100

GENERAL NOTES

1. THE INFORMATION SHOWN ON THIS DRAWING HAS BEEN COMPILED FROM VARIOUS SOURCES, AND MAY NOT REFLECT THE ACTUAL CONDITIONS AT THE TIME OF CONSTRUCTION.
2. HATCH PATTERNS ARE FOR REPRESENTATION ONLY AND SHOULD NOT BE USED AS A MEANS FOR QUANTIFYING.
3. DISCREPANCIES NOTED BY THE CONTRACTOR IN THE DRAWINGS OR SPECIFICATIONS MUST BE BROUGHT TO THE OWNER'S ATTENTION PRIOR TO BID SUBMISSION.
4. ALL ITEMS OF CONSTRUCTION SHALL BE IN ACCORDANCE WITH LOCAL, STATE AND FEDERAL REGULATIONS APPLICABLE TO THE PROJECT.
5. THE CONTRACTOR SHALL REPORT DETERIORATED OR UNSUITABLE STRUCTURAL DECK OR SUBSTRATES TO THE OWNER PRIOR TO PERFORMING ROOFING INSTALLATION WORK.
6. THE CONTRACTOR IS CAUTIONED THAT DUE TO BUILDING OCCUPANCY, THE OWNER REQUIRES COMPLIANCE ON WORK HOURS, SCHEDULING, SET-UP, CLEANUP, PARKING, SECURITY, ETC. REFER TO SPECIFICATIONS FOR OWNER REQUIREMENTS.
7. NOTIFY THE OWNER OF WORK LOCATIONS A MINIMUM OF 72 HOURS IN ADVANCE IN ORDER THAT OCCUPANCY BELOW THE WORK AREAS MAY BE CONTROLLED.
8. ROOFING AND FLASHING SHALL BE 100% WEATHER TIGHT ON A DAILY BASIS. REMOVE ONLY AS MUCH ROOFING AS CAN BE REPLACED ON THE SAME DAY. PHASED CONSTRUCTION IS NOT PERMITTED.
9. FOR THE SAKE OF CLARITY, SECUREMENT FASTENERS ARE NOT SHOWN ON THE DETAIL DRAWINGS. REFER TO THE SPECIFICATIONS FOR FASTENER TYPES AND SPACING.
10. DETAILS NOT DEPICTED SHALL BE CONSTRUCTED IN A MANNER CONSISTENT WITH THE DETAIL DRAWINGS.
11. THE DEFECTS NOTED INDICATE APPROXIMATE LOCATIONS. THEY ARE NOT INTENDED TO DEFINE LIMITS OF WORK. AREAS NOT NOTED ON THESE DRAWINGS EXHIBITING SIMILAR DEFECTS AS THOSE SHOWN SHALL BE REPAIRED IN A SIMILAR MANNER. REFER TO SECTION 01030, "ALTERNATES AND UNIT PRICES" FOR ESTIMATED QUANTITIES.
12. THE CONTRACTOR SHALL BE RESPONSIBLE FOR REMOVING AND LEGALLY DISPOSING OF ALL MATERIALS LISTED AND/OR INDICATED ON THE DRAWINGS OR NOTED IN THE WRITTEN SPECIFICATIONS - TYPICAL.
13. THE BUILDING SHALL BE MAINTAINED IN A DUST FREE CONDITION. THE CONTRACTOR SHALL PROVIDE ALL NECESSARY TEMPORARY PROTECTION TO ENSURE THE INTERIOR OF THE BUILDING REMAINS DUST FREE. NO DEMOLITION CAN PROCEED UNTIL AN APPROVED TEMPORARY PROTECTION SYSTEM IS IN PLACE.
14. DUE TO THE CONGESTION AROUND THE PROJECT SITE THE CONTRACTOR MUST PROVIDE DETAILED TRAFFIC AND SCAFFOLDING PLANS TO THE OWNER FOR REVIEW. THE CONTRACTOR WILL ONLY BE ALLOWED THE AREAS SHOWN FOR SETUP AND STORAGE OF MATERIALS.

EXISTING ROOF CROSS SECTIONS



GALE
Engineers and Planners
163 LIBBEY PARKWAY | WEYMOUTH, MA 02189
P 781.335.6465 F 781.335.6467 www.galn.com
Boston Baltimore Orlando Hartford

This drawing and the design and construction features disclosed are proprietary to Gale Associates, Inc. and shall not be altered or reused in whole or part without the express written permission of Gale Associates, Inc. Copyright©2018

PROJECT
ROOF REPAIRS AND ASSOCIATED WORK AT THE MASCONOMET REGIONAL SCHOOL DISTRICT
20 ENDICOTT ROAD
BOXFORD, MA 01921

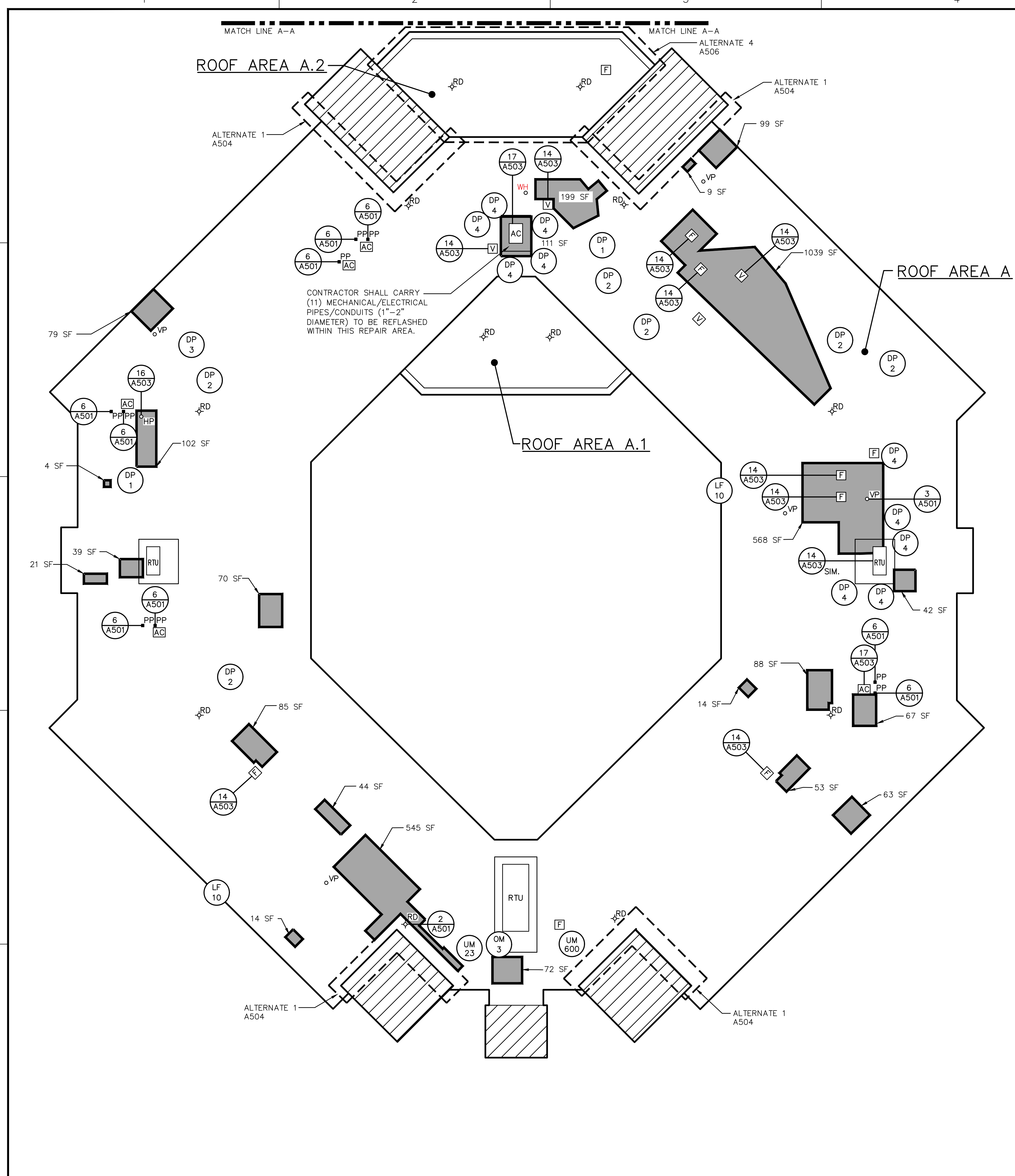
OWNER
MASCONOMET REGIONAL SCHOOL DISTRICT
DISTRICT CENTER OFFICE BUILDING, 20 ENDICOTT ROAD
BOXFORD, MASSACHUSETTS 01921

NO.	DATE	DESCRIPTION	BY
PROJECT NO.	834200		
CADD FILE	834200 G101		
DESIGNED BY	JMZ		
DRAWN BY	RRF		
CHECKED BY	BHN		
DATE	12/12/18		
DRAWING SCALE	1/16"=1'-0"		

GRAPHIC SCALE
0 8' 16' 32'

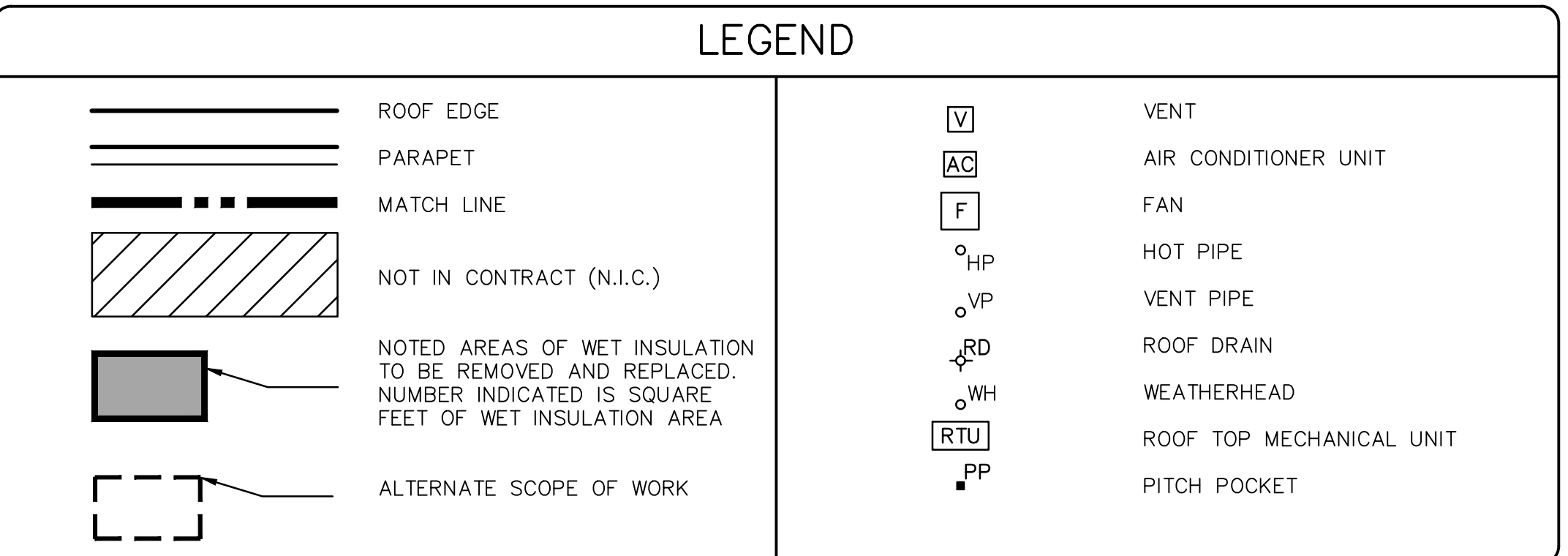
SHEET TITLE
OVERALL ROOF PLAN AND EXISTING ROOF CROSS SECTIONS

DRAWING NO.
G101



GENERAL NOTES

1. THE INFORMATION SHOWN ON THIS DRAWING HAS BEEN COMPILED FROM VARIOUS SOURCES AND MAY NOT REFLECT THE ACTUAL CONDITIONS AT THE TIME OF CONSTRUCTION.
2. HATCH PATTERNS ARE FOR REPRESENTATION ONLY AND SHOULD NOT BE USED A MEANS FOR QUANTIFYING.
3. THE PLANS SHOWN ON THIS DRAWING ARE SCANNED REPRODUCTIONS OF THE ORIGINAL DESIGN DOCUMENTS THAT WERE PROVIDED BY THE OWNER. THE ACTUAL CONFIGURATIONS MAY VARY FROM THOSE SHOWN. DUE TO THE REPRODUCTION, THE SCALE MAY BE SLIGHTLY SKEWED.
4. NOT ALL ROOF TOP EQUIPMENT IS SHOWN ON THIS PLAN. ROOF TOP EQUIPMENT AND PENETRATIONS SHOWN ON THIS PLAN INCLUDE ITEMS THAT WERE OBSERVED IN AND DIRECTLY ADJACENT TO ROOF DEFECTS.

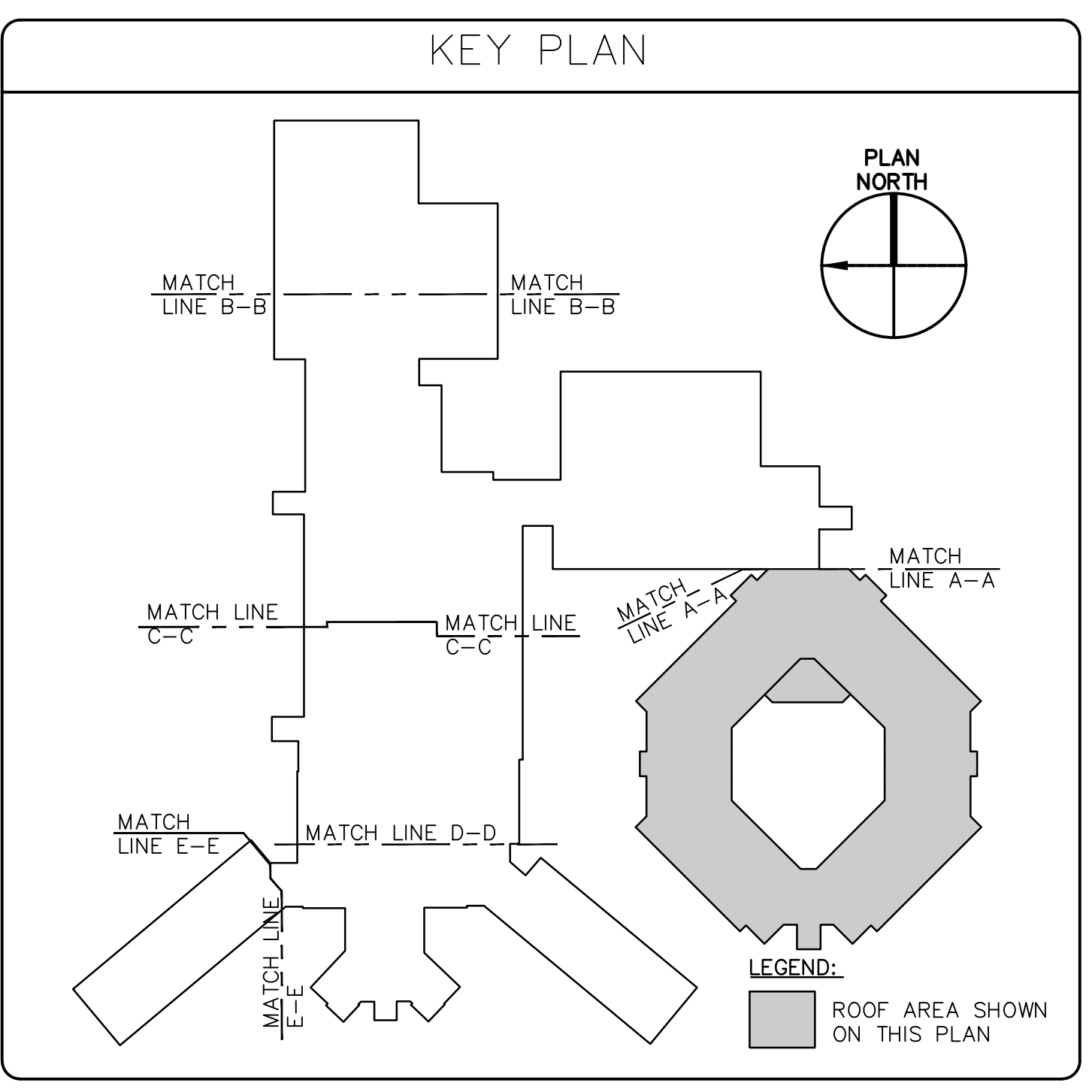


ROOFING REPAIR LEGEND

	REMOVE EXISTING ROOF SYSTEM. INSTALL NEW ASSEMBLY TO MATCH EXISTING.	REFERENCE DETAIL	1/A501; G101
	OPEN MEMBRANE; INSTALL ROOF PATCH 12"x12"; # INDICATES SQUARE FEET		10/A502
	UNADHERED MEMBRANE; RESECURE WITH BATTEN STRIPS; # INDICATES SQUARE FEET		4/A501
	LOOSE FASCIA METAL; RESECURE WITH METAL CLIPS; # INDICATES LINEAR FEET		7/A502
	STRIP IN DELAMINATED MEMBRANE PATCH; # INDICATES UNIT		11/A502

ROOF REPAIR NOTES

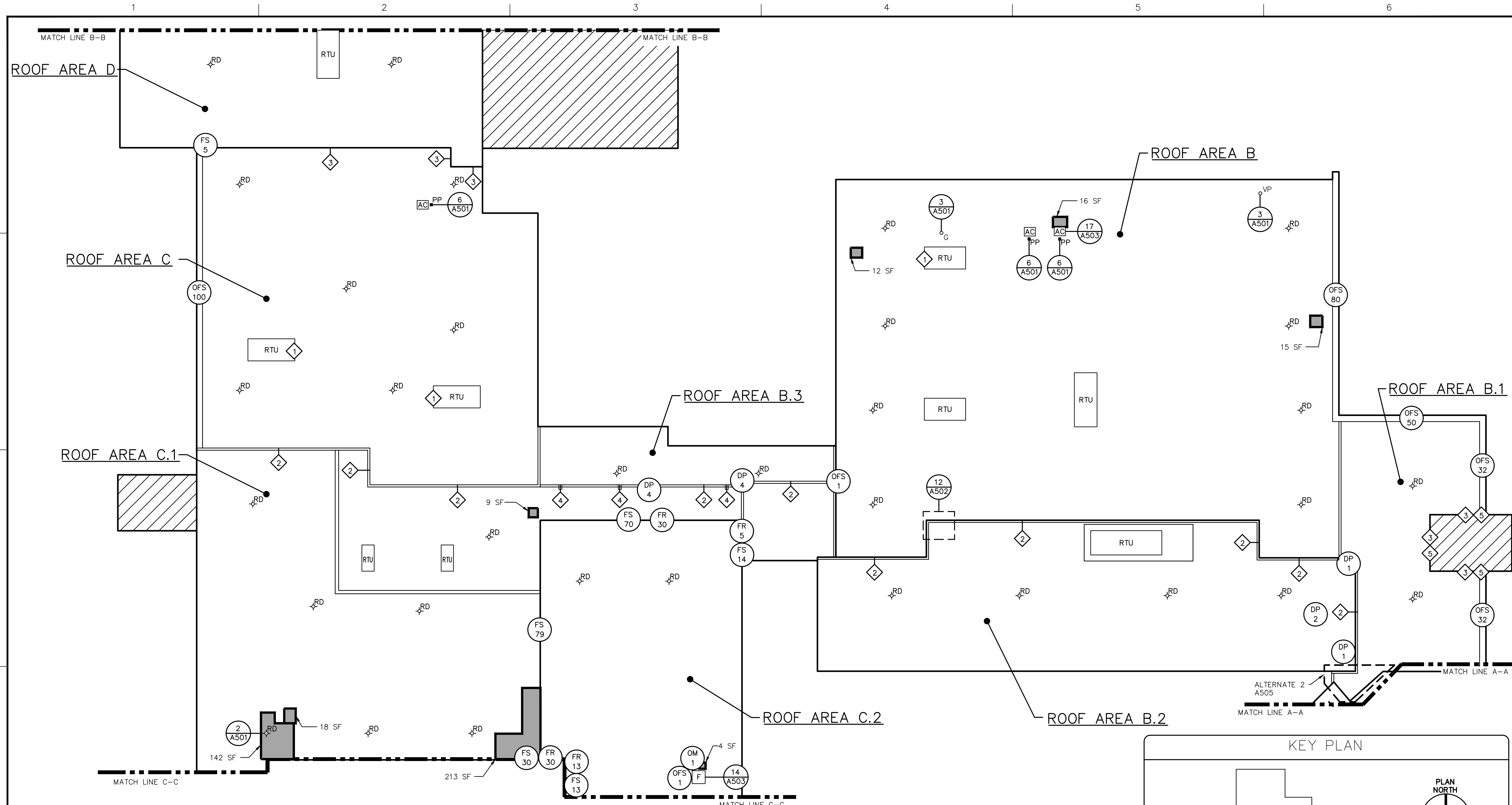
	ITEM NOT ON THIS PAGE.
	ITEM NOT ON THIS PAGE.
	ITEM NOT ON THIS PAGE.
	ITEM NOT ON THIS PAGE.
	ITEM NOT ON THIS PAGE.
	ITEM NOT ON THIS PAGE.
	ITEM NOT ON THIS PAGE.



Gale Associates, Inc.
Engineers and Planners
163 LIBBEY PARKWAY | WEYMOUTH, MA 02189
P 781.335.6465 F 781.335.6467 www.gainc.com
Boston Baltimore Orlando Hartford

This drawing and the design and construction features disclosed are proprietary to Gale Associates, Inc. and shall not be altered or reused in whole or part without the express written permission of Gale Associates, Inc. Copyright©2018

PROJECT ROOF REPAIRS AND ASSOCIATED WORK AT THE MASCONOMET REGIONAL SCHOOL DISTRICT 20 ENDICOTT ROAD BOXFORD, MA 01921	OWNER MASCONOMET REGIONAL SCHOOL DISTRICT DISTRICT CENTER OFFICE BUILDING, 20 ENDICOTT ROAD BOXFORD, MASSACHUSETTS 01921																																
<table border="1" style="width: 100%; border-collapse: collapse;"> <thead> <tr> <th>NO.</th> <th>DATE</th> <th>DESCRIPTION</th> <th>BY</th> </tr> </thead> <tbody> <tr> <td>PROJECT NO.</td> <td>834200</td> <td></td> <td></td> </tr> <tr> <td>CADD FILE</td> <td>834200 A100s</td> <td></td> <td></td> </tr> <tr> <td>DESIGNED BY</td> <td>JMZ</td> <td></td> <td></td> </tr> <tr> <td>DRAWN BY</td> <td>DJK/CGK</td> <td></td> <td></td> </tr> <tr> <td>CHECKED BY</td> <td>BHN</td> <td></td> <td></td> </tr> <tr> <td>DATE</td> <td>12/12/18</td> <td></td> <td></td> </tr> <tr> <td>DRAWING SCALE</td> <td>1/16"=1'-0"</td> <td></td> <td></td> </tr> </tbody> </table>	NO.	DATE	DESCRIPTION	BY	PROJECT NO.	834200			CADD FILE	834200 A100s			DESIGNED BY	JMZ			DRAWN BY	DJK/CGK			CHECKED BY	BHN			DATE	12/12/18			DRAWING SCALE	1/16"=1'-0"			<p>GRAPHIC SCALE</p>
NO.	DATE	DESCRIPTION	BY																														
PROJECT NO.	834200																																
CADD FILE	834200 A100s																																
DESIGNED BY	JMZ																																
DRAWN BY	DJK/CGK																																
CHECKED BY	BHN																																
DATE	12/12/18																																
DRAWING SCALE	1/16"=1'-0"																																
SHEET TITLE <h2>PARTIAL ROOF AREA PLAN</h2>																																	
DRAWING NO. <h1>A101</h1>																																	



GALE
 Gale Associates, Inc.
 Engineers and Planners
 163 LIBBEY PARKWAY | WEYMOUTH, MA 02189
 P 781.335.6465 F 781.335.6467 www.gainc.com
 Boston Baltimore Orlando Hartford

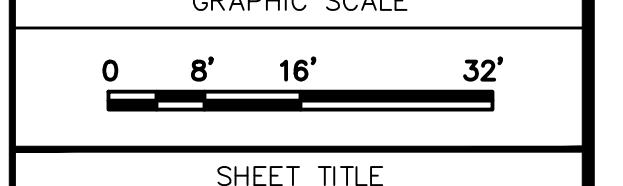
This drawing and the design and construction features disclosed are proprietary to Gale Associates, Inc. and shall not be altered or reused in whole or part without the express written permission of Gale Associates, Inc. Copyright©2018

PROJECT
 ROOF REPAIRS AND ASSOCIATED WORK AT THE
 MASCONOMET REGIONAL SCHOOL DISTRICT
 20 ENDICOTT ROAD
 BOXFORD, MA 01921

OWNER
 MASCONOMET REGIONAL SCHOOL DISTRICT
 DISTRICT CENTER OFFICE BUILDING, 20 ENDICOTT ROAD
 BOXFORD, MASSACHUSETTS 01921

NO.	DATE	DESCRIPTION	BY

PROJECT NO.	834200
CADD FILE	834200 A100s
DESIGNED BY	JMZ
DRAWN BY	DJK/CKK
CHECKED BY	BHN
DATE	12/12/18
DRAWING SCALE	1/16"=1'-0"



SHEET TITLE
PARTIAL ROOF AREA PLAN

DRAWING NO.
A102

- ### ROOF REPAIR NOTES
- OPEN PENETRATIONS OBSERVED AT ROOF TOP UNIT CURBS; INSTALL 12"x12" EPDM PATCH OVER HOLES.
 - INSTALL NEW ROOF FLASHING MEMBRANE ALONG ENTIRE ROOF EDGE WHERE INDICATED.
 - SEE DETAIL 18/A503 FOR THROUGH WALL FLASHING REPAIR.
 - CONTRACTOR TO REMOVE EXISTING SCUPPER FLASHING. INSTALL NEW METAL SCUPPER FLASHING, WITH UPTURN LEG LAPPED BEHIND EXISTING METAL AND SOLDERED, FLASH WITH EPDM ROOF MEMBRANE.
 - REMOVE SPRAY FOAM TO CLEAN OUT WEEPS; INSTALL NEW WEEP BAFFLES.
 - ITEM NOT ON THIS PAGE.
 - ITEM NOT ON THIS PAGE.

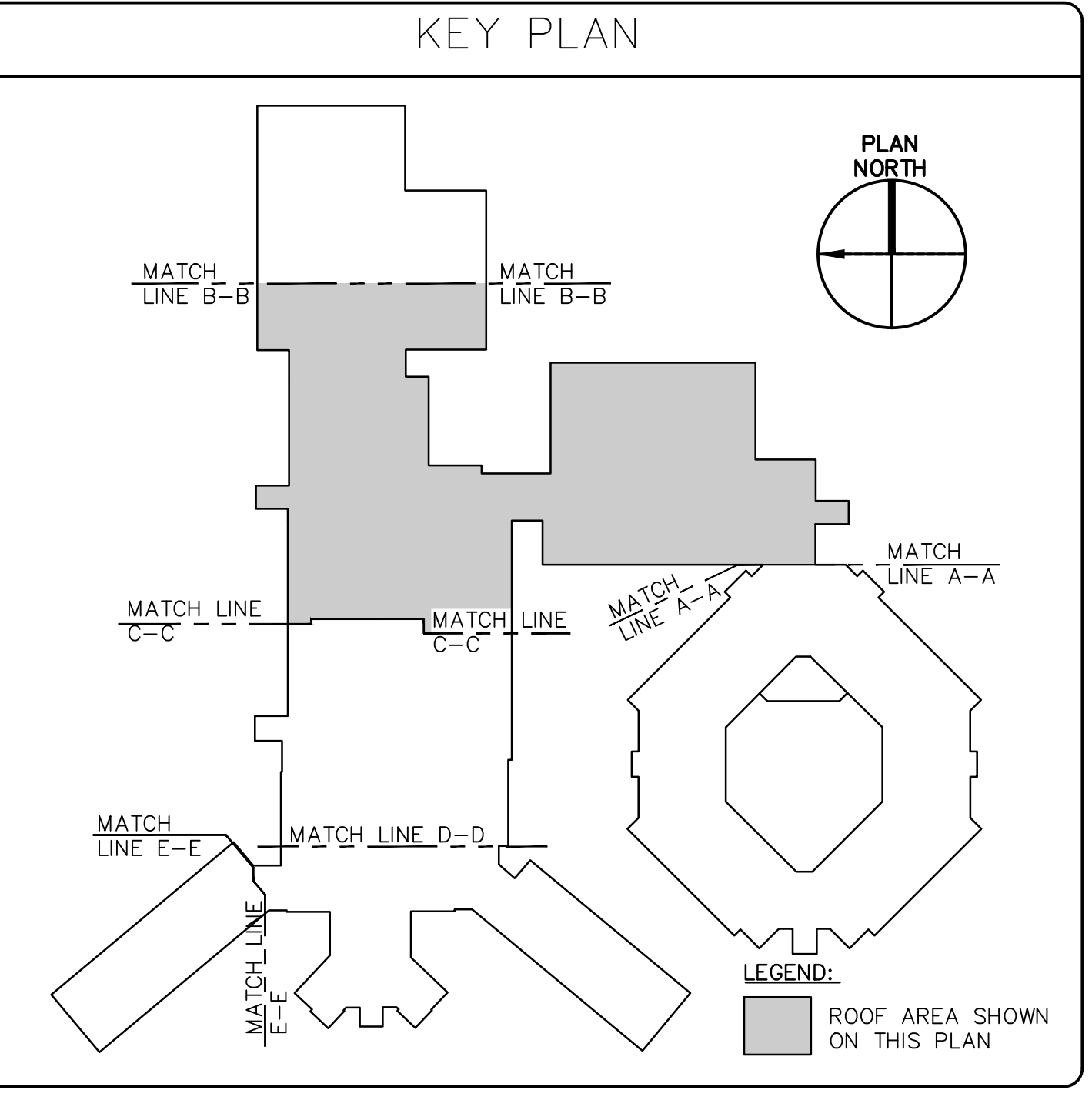
ROOFING REPAIR LEGEND

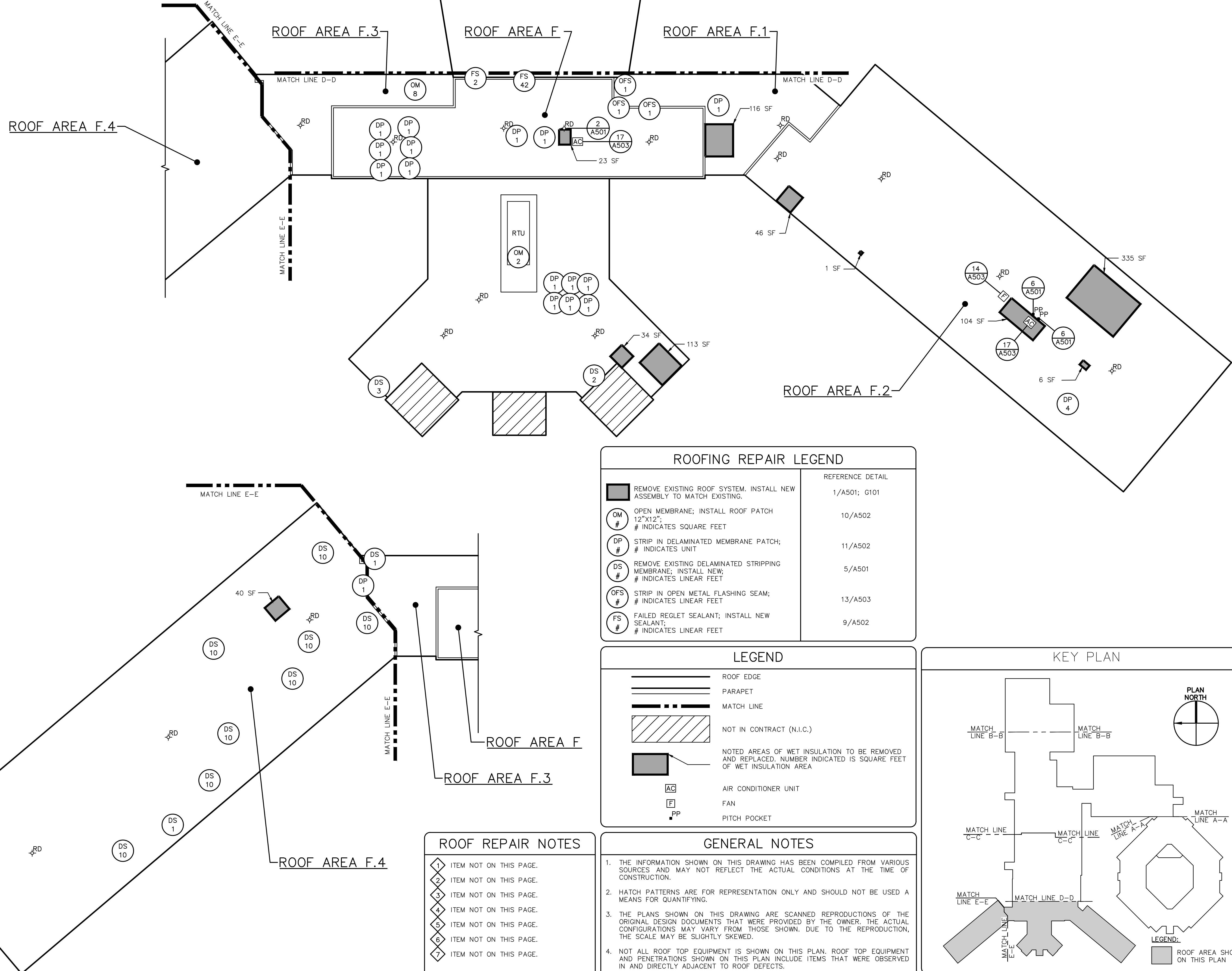
SYMBOL	DESCRIPTION	REFERENCE DETAIL
[Hatched Box]	REMOVE EXISTING ROOF SYSTEM. INSTALL NEW ASSEMBLY TO MATCH EXISTING.	1/A501; G101
○ OM #	OPEN MEMBRANE; INSTALL ROOF PATCH 12"x12"; # INDICATES SQUARE FEET	10/A502
○ DP #	STRIP IN DELAMINATED MEMBRANE PATCH; # INDICATES UNIT	11/A502
○ OFS #	STRIP IN OPEN METAL FLASHING SEAM; # INDICATES LINEAR FEET	13/A503
○ FS #	FAILED REGLET SEALANT; INSTALL NEW SEALANT; # INDICATES LINEAR FEET	9/A502
○ FR #	FAILED REGLET FLASHING; REMOVE AND INSTALL NEW REGLET FLASHING; # INDICATES LINEAR FEET	8/A502

LEGEND

[Solid Line]	ROOF EDGE
[Dashed Line]	PARAPET
[Dotted Line]	MATCH LINE
[Hatched Box]	NOT IN CONTRACT (N.I.C.)
[Hatched Box]	NOTED AREAS OF WET INSULATION TO BE REMOVED AND REPLACED. NUMBER INDICATED IS SQUARE FEET OF WET INSULATION AREA
[Dashed Box]	ALTERNATE SCOPE OF WORK
AC	AIR CONDITIONER UNIT
F	FAN
VP	VENT PIPE
RD	ROOF DRAIN
G	GAS PIPE
PP	PITCH POCKET
[Symbol]	SCUPPER

- ### GENERAL NOTES
- THE INFORMATION SHOWN ON THIS DRAWING HAS BEEN COMPILED FROM VARIOUS SOURCES AND MAY NOT REFLECT THE ACTUAL CONDITIONS AT THE TIME OF CONSTRUCTION.
 - HATCH PATTERNS ARE FOR REPRESENTATION ONLY AND SHOULD NOT BE USED A MEANS FOR QUANTIFYING.
 - THE PLANS SHOWN ON THIS DRAWING ARE SCANNED REPRODUCTIONS OF THE ORIGINAL DESIGN DOCUMENTS THAT WERE PROVIDED BY THE OWNER. THE ACTUAL CONFIGURATIONS MAY VARY FROM THOSE SHOWN. DUE TO THE REPRODUCTION, THE SCALE MAY BE SLIGHTLY SKEWED.
 - NOT ALL ROOF TOP EQUIPMENT IS SHOWN ON THIS PLAN. ROOF TOP EQUIPMENT AND PENETRATIONS SHOWN ON THIS PLAN INCLUDE ITEMS THAT WERE OBSERVED IN AND DIRECTLY ADJACENT TO ROOF DEFECTS.



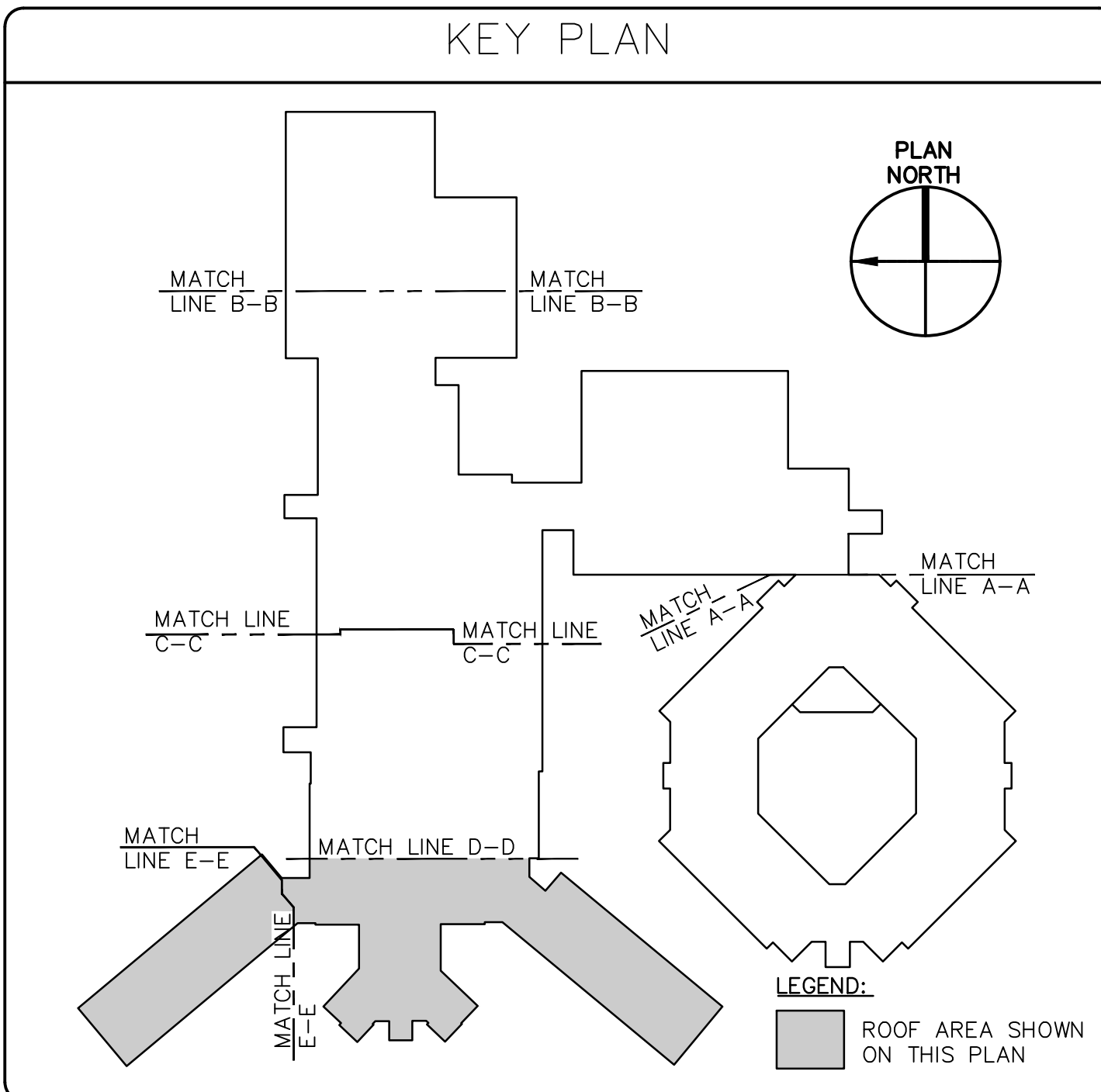


ROOFING REPAIR LEGEND

	REMOVE EXISTING ROOF SYSTEM. INSTALL NEW ASSEMBLY TO MATCH EXISTING.	REFERENCE DETAIL 1/A501; G101
	OPEN MEMBRANE; INSTALL ROOF PATCH 12"X12"; # INDICATES SQUARE FEET	10/A502
	STRIP IN DELAMINATED MEMBRANE PATCH; # INDICATES UNIT	11/A502
	REMOVE EXISTING DELAMINATED STRIPPING MEMBRANE; INSTALL NEW; # INDICATES LINEAR FEET	5/A501
	STRIP IN OPEN METAL FLASHING SEAM; # INDICATES LINEAR FEET	13/A503
	FAILED REGLET SEALANT; INSTALL NEW SEALANT; # INDICATES LINEAR FEET	9/A502

LEGEND

	ROOF EDGE
	PARAPET
	MATCH LINE
	NOT IN CONTRACT (N.I.C.)
	NOTED AREAS OF WET INSULATION TO BE REMOVED AND REPLACED, NUMBER INDICATED IS SQUARE FEET OF WET INSULATION AREA
	AIR CONDITIONER UNIT
	FAN
	PITCH POCKET



ROOF REPAIR NOTES

- 1 ITEM NOT ON THIS PAGE.
- 2 ITEM NOT ON THIS PAGE.
- 3 ITEM NOT ON THIS PAGE.
- 4 ITEM NOT ON THIS PAGE.
- 5 ITEM NOT ON THIS PAGE.
- 6 ITEM NOT ON THIS PAGE.
- 7 ITEM NOT ON THIS PAGE.

GENERAL NOTES

1. THE INFORMATION SHOWN ON THIS DRAWING HAS BEEN COMPILED FROM VARIOUS SOURCES AND MAY NOT REFLECT THE ACTUAL CONDITIONS AT THE TIME OF CONSTRUCTION.
2. HATCH PATTERNS ARE FOR REPRESENTATION ONLY AND SHOULD NOT BE USED A MEANS FOR QUANTIFYING.
3. THE PLANS SHOWN ON THIS DRAWING ARE SCANNED REPRODUCTIONS OF THE ORIGINAL DESIGN DOCUMENTS THAT WERE PROVIDED BY THE OWNER. THE ACTUAL CONFIGURATIONS MAY VARY FROM THOSE SHOWN. DUE TO THE REPRODUCTION, THE SCALE MAY BE SLIGHTLY SKEWED.
4. NOT ALL ROOF TOP EQUIPMENT IS SHOWN ON THIS PLAN. ROOF TOP EQUIPMENT AND PENETRATIONS SHOWN ON THIS PLAN INCLUDE ITEMS THAT WERE OBSERVED IN AND DIRECTLY ADJACENT TO ROOF DEFECTS.

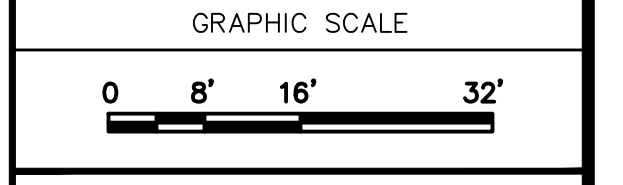
Gale Associates, Inc.
Engineers and Planners
163 LIBBEY PARKWAY | WEYMOUTH, MA 02189
F 781.335.6465 F 781.335.6467 www.gainc.com
Boston Baltimore Orlando Hartford

This drawing and the design and construction features disclosed are proprietary to Gale Associates, Inc. and shall not be altered or reused in whole or part without the express written permission of Gale Associates, Inc. Copyright © 2018

PROJECT
ROOF REPAIRS AND ASSOCIATED WORK AT THE MASCONOMET REGIONAL SCHOOL DISTRICT
20 ENDICOTT ROAD
BOXFORD, MA 01921

OWNER
MASCONOMET REGIONAL SCHOOL DISTRICT
DISTRICT CENTER OFFICE BUILDING, 20 ENDICOTT ROAD
BOXFORD, MASSACHUSETTS 01921

NO.	DATE	DESCRIPTION	BY
PROJECT NO.	834200		
CADD FILE	834200 A100s		
DESIGNED BY	JMZ		
DRAWN BY	DJK/CGK		
CHECKED BY	BHN		
DATE	12/12/18		
DRAWING SCALE	1/16"=1'-0"		



SHEET TITLE
PARTIAL ROOF AREA PLAN

DRAWING NO.
A103

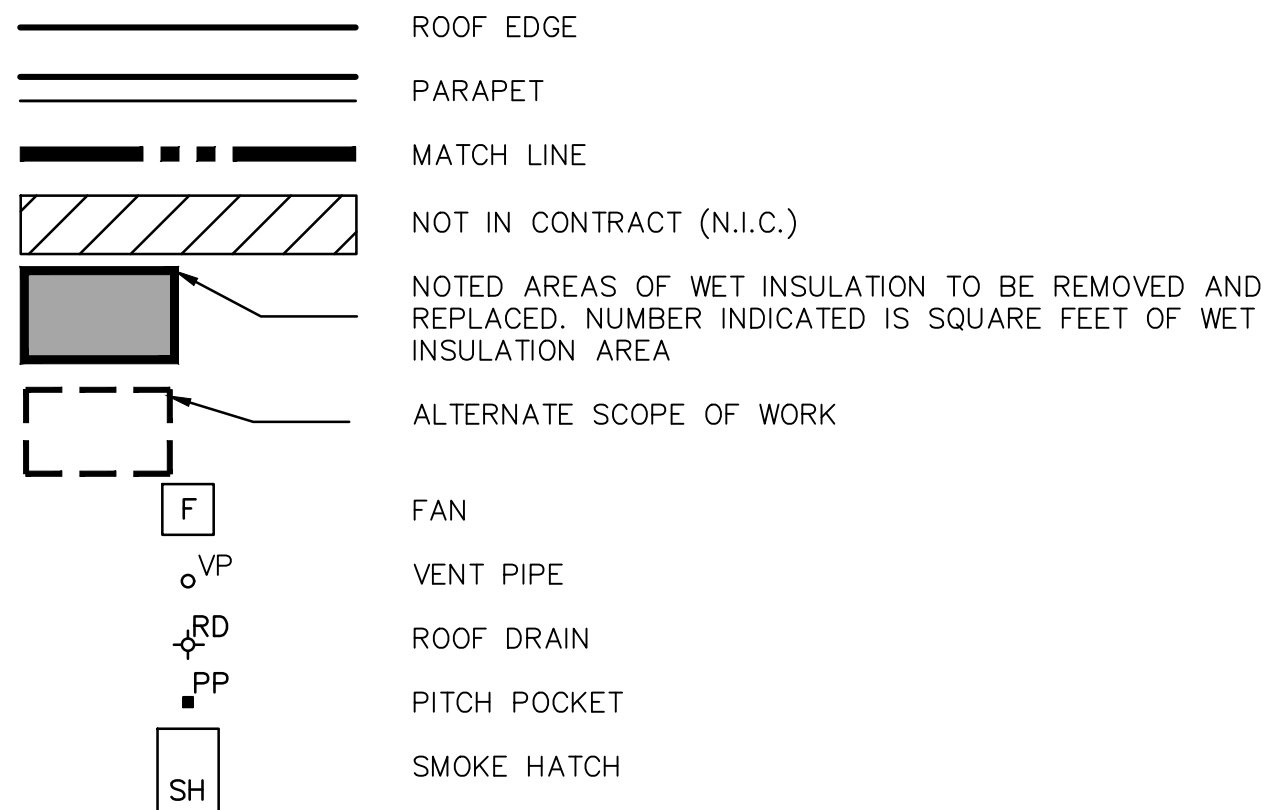
GENERAL NOTES

1. THE INFORMATION SHOWN ON THIS DRAWING HAS BEEN COMPILED FROM VARIOUS SOURCES AND MAY NOT REFLECT THE ACTUAL CONDITIONS AT THE TIME OF CONSTRUCTION.
2. HATCH PATTERNS ARE FOR REPRESENTATION ONLY AND SHOULD NOT BE USED AS MEANS FOR QUANTIFYING.
3. THE PLANS SHOWN ON THIS DRAWING ARE SCANNED REPRODUCTIONS OF THE ORIGINAL DESIGN DOCUMENTS THAT WERE PROVIDED BY THE OWNER. THE ACTUAL CONFIGURATIONS MAY VARY FROM THOSE SHOWN. DUE TO THE REPRODUCTION, THE SCALE MAY BE SLIGHTLY SKEWED.
4. NOT ALL ROOF TOP EQUIPMENT IS SHOWN ON THIS PLAN. ROOF TOP EQUIPMENT AND PENETRATIONS SHOWN ON THIS PLAN INCLUDE ITEMS THAT WERE OBSERVED IN AND DIRECTLY ADJACENT TO ROOF DEFECTS.

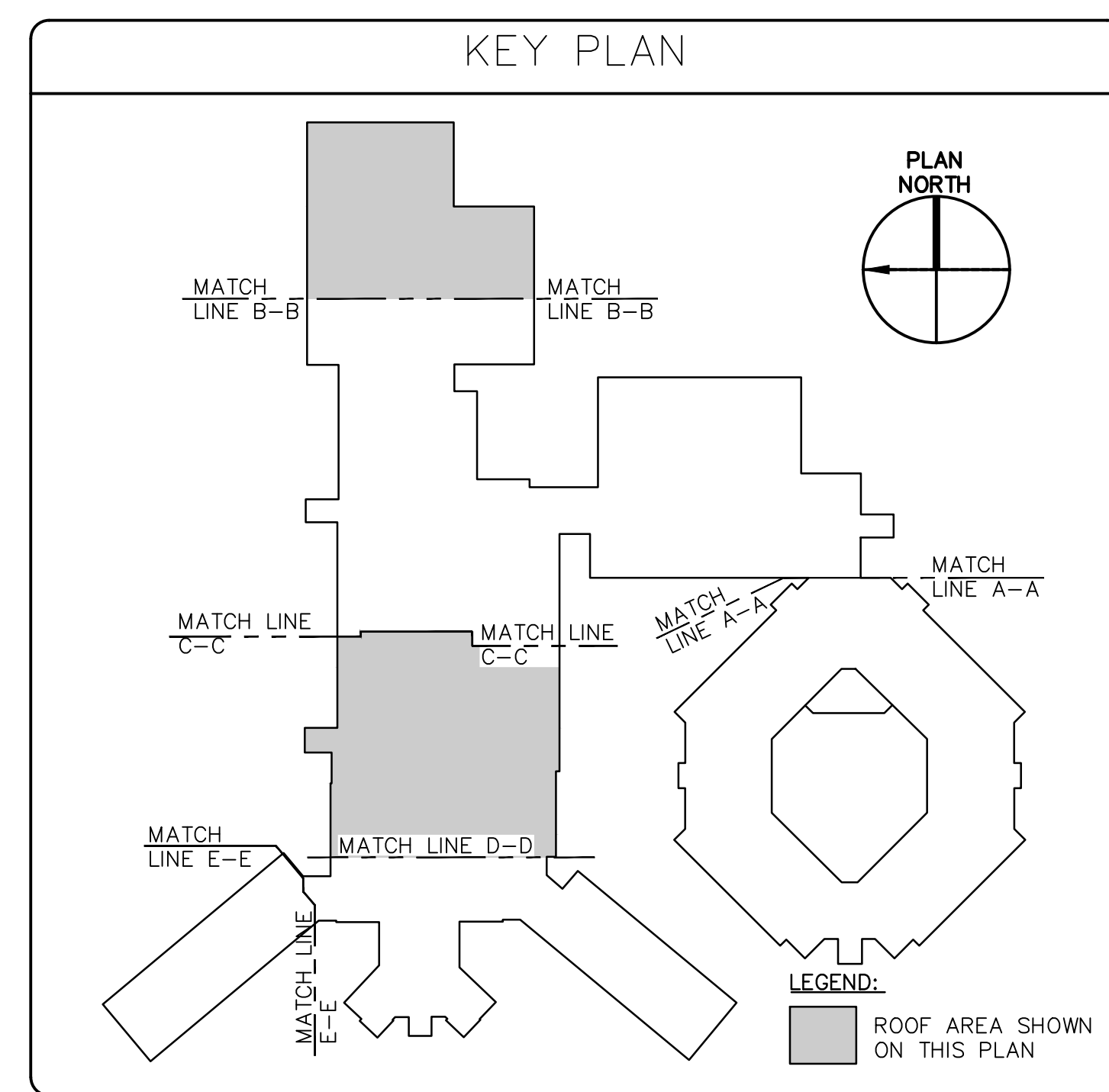
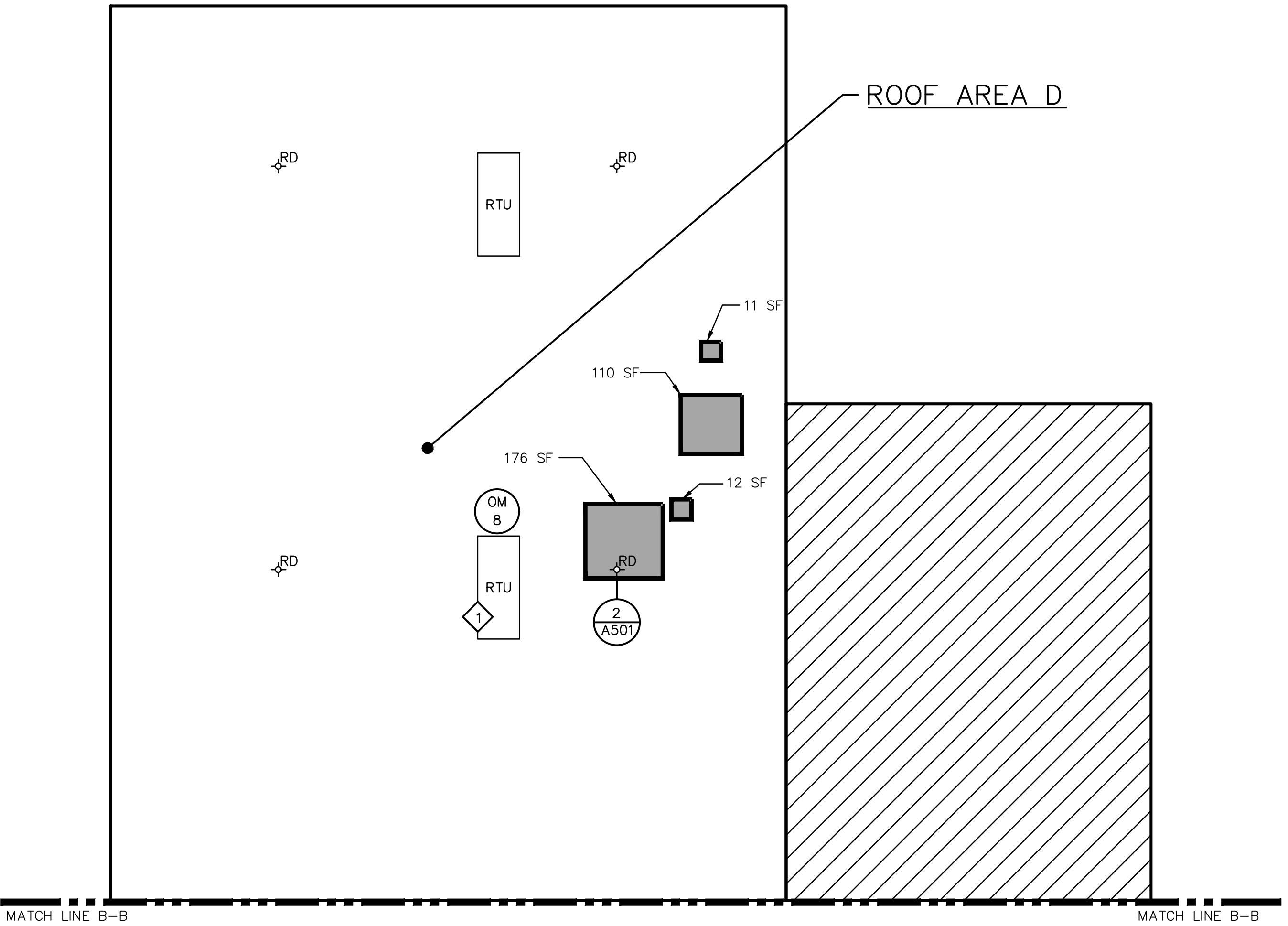
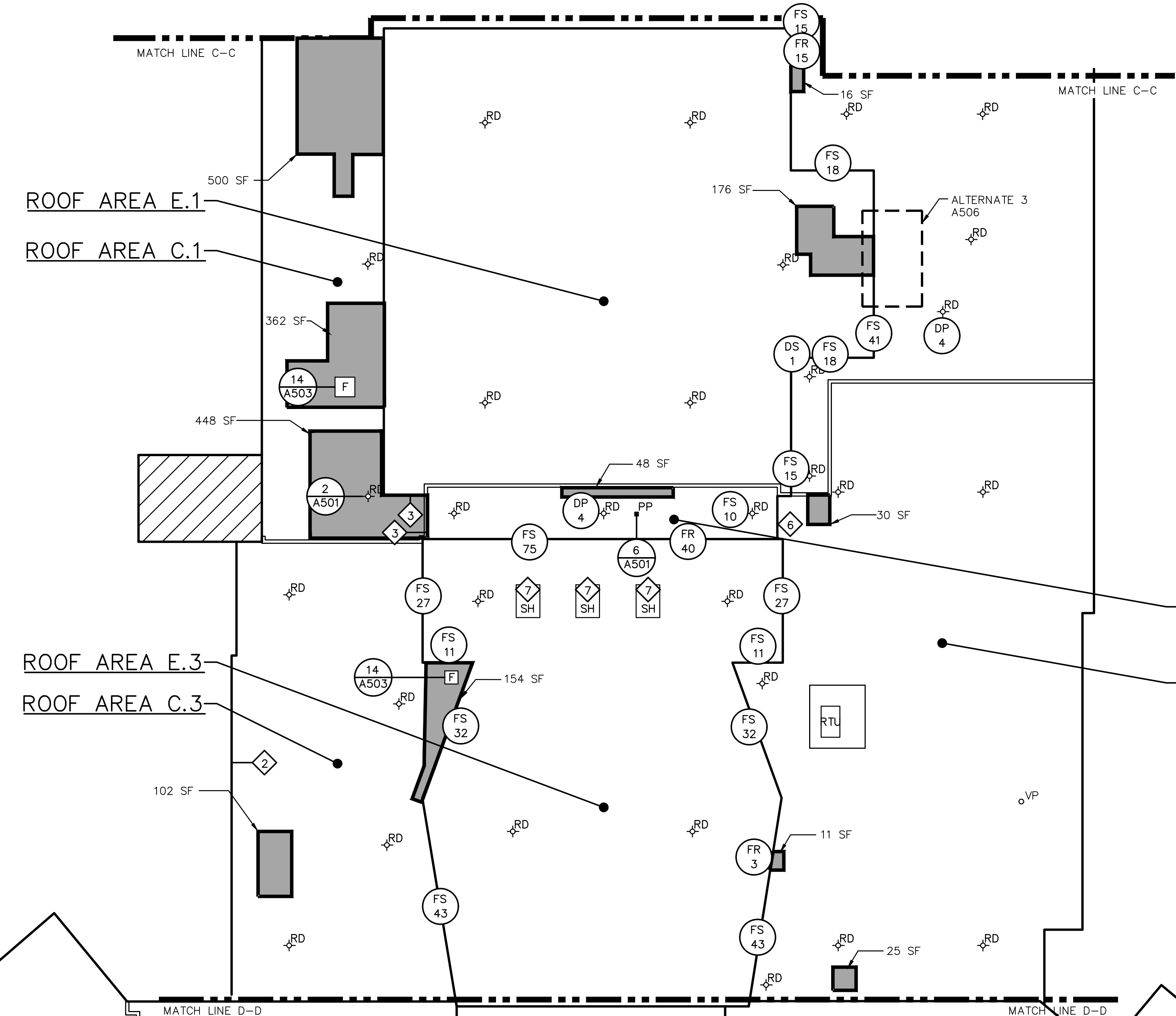
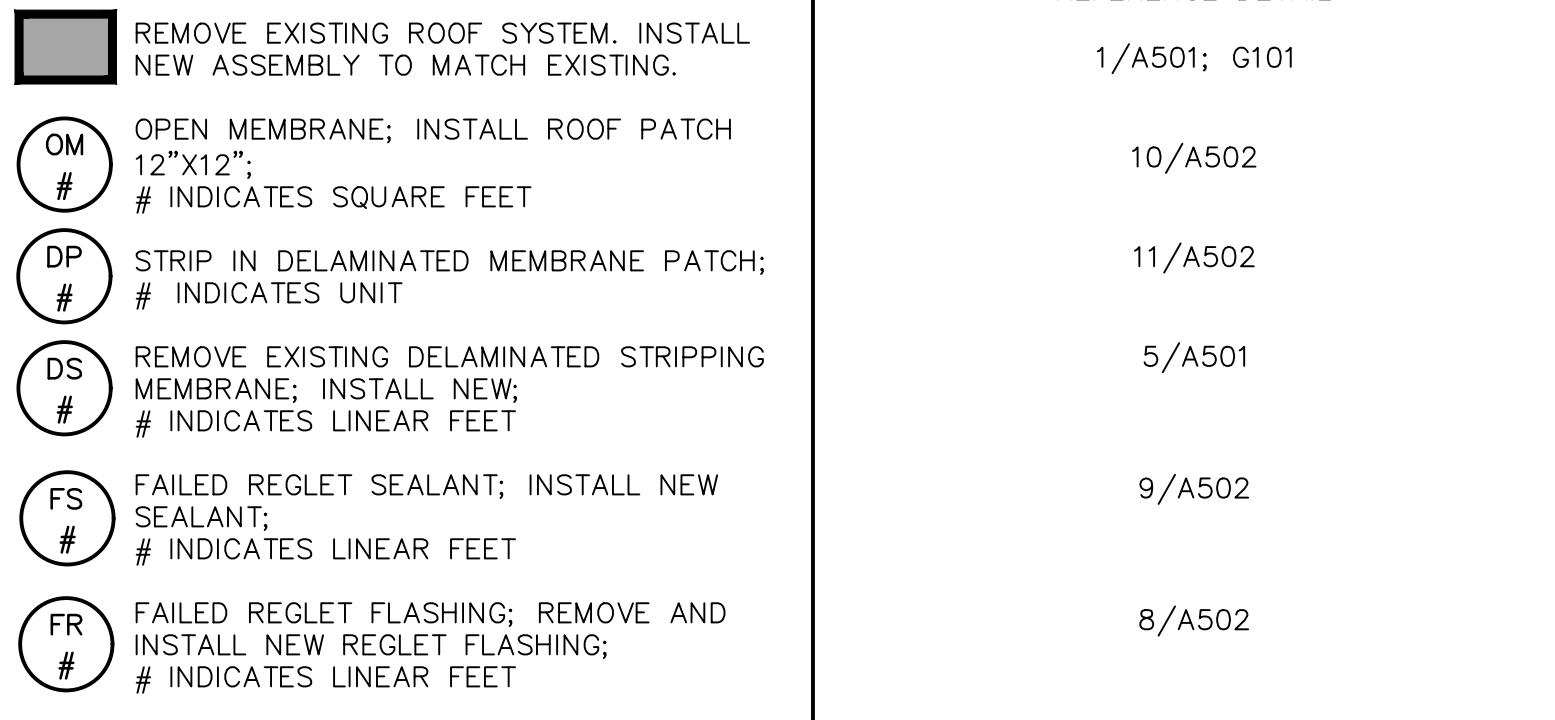
ROOF REPAIR NOTES

- 1 OPEN PENETRATIONS OBSERVED AT ROOF TOP UNIT CURBS; INSTALL 12"x12" EPDM PATCH OVER HOLES.
- 2 INSTALL NEW ROOF FLASHING MEMBRANE ALONG ENTIRE ROOF EDGE WHERE INDICATED.
- 3 SEE DETAIL 18/A503 FOR THROUGH WALL FLASHING REPAIR.
- 4 ITEM NOT ON THIS PAGE.
- 5 ITEM NOT ON THIS PAGE.
- 6 REMOVE 18 LF OF EXISTING PERIMETER SEALANT AT DOOR AND REPLACE WITH NEW BACKER ROD AND SEALANT.
- 7 REMOVE EXISTING BACKER ROD AT SMOKE HATCH AND INSTALL NEW BACKER ROD COMPRESSED 30%.

LEGEND



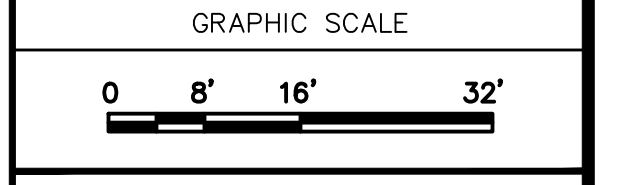
ROOFING REPAIR LEGEND



GALE
 Engineers and Planners
 163 LIBBEY PARKWAY | WEYMOUTH, MA 02189
 P 781.335.6465 F 781.335.6467 www.galn.com
 Boston Baltimore Orlando Hartford
 This drawing and the design and construction features disclosed are proprietary to Gale Associates, Inc. and shall not be altered or reused in whole or part without the express written permission of Gale Associates, Inc. Copyright©2018

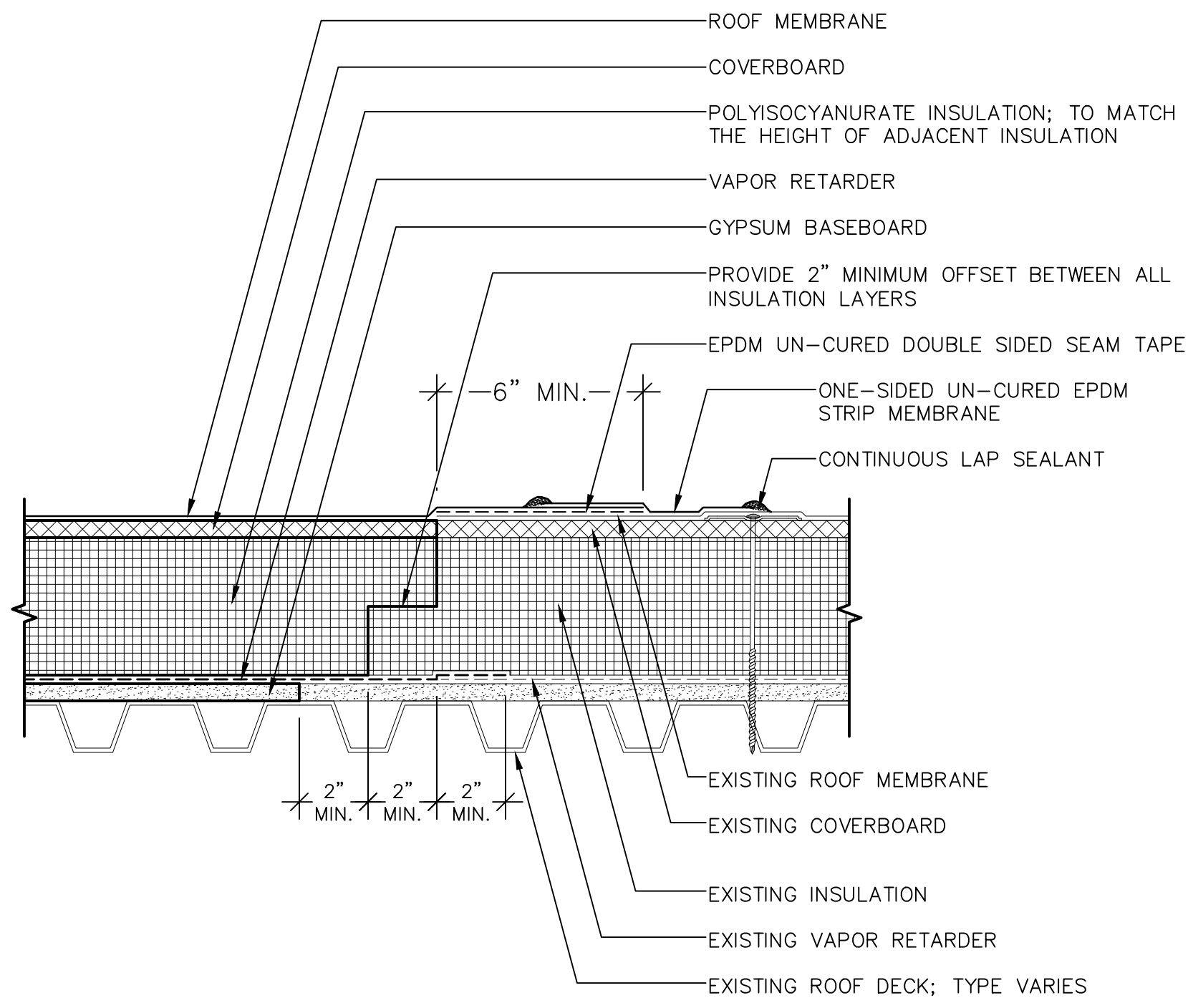
PROJECT
ROOF REPAIRS AND ASSOCIATED WORK AT THE MASCONOMET REGIONAL SCHOOL DISTRICT
 20 ENDICOTT ROAD
 BOXFORD, MA 01921
 OWNER
 MASCONOMET REGIONAL SCHOOL DISTRICT
 DISTRICT CENTER OFFICE BUILDING, 20 ENDICOTT ROAD
 BOXFORD, MASSACHUSETTS 01921

NO.	DATE	DESCRIPTION	BY
PROJECT NO.	834200		
CADD FILE	834200 A100s		
DESIGNED BY	JMZ		
DRAWN BY	DJK/CGK		
CHECKED BY	BHN		
DATE	12/12/18		
DRAWING SCALE	1/16"=1'-0"		



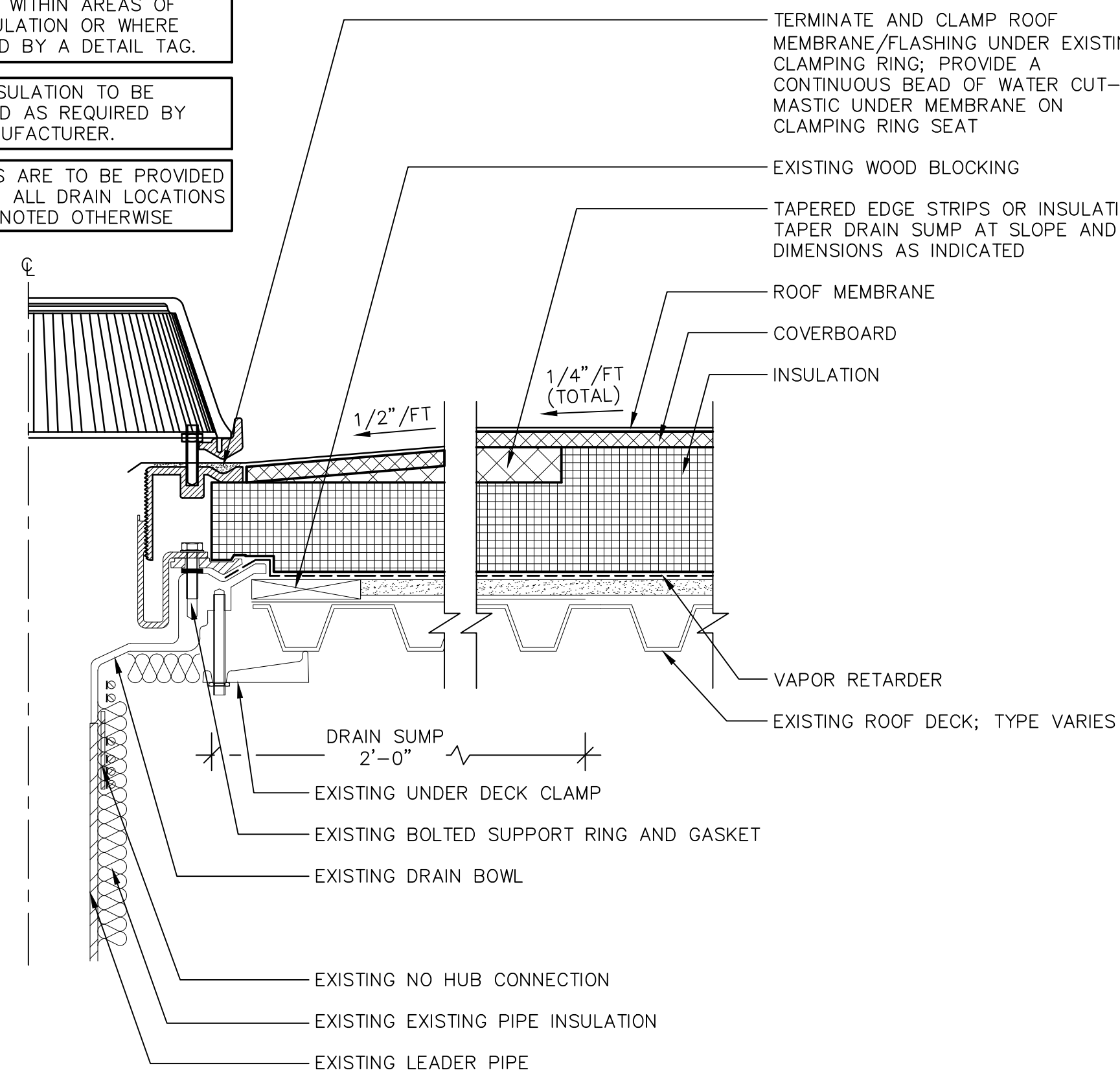
SHEET TITLE
PARTIAL ROOF AREA PLAN
 DRAWING NO.
A104

NOTE:
 1. OVERLAPPING AT THE SEAM IS TO INCLUDE EPDM 6" ONE-SIDED UN-CURED COVER STRIP MEMBRANE INSTALLED OVER THE OUTSIDE EDGE OF THE TOP MEMBRANE.
 2. CONTRACTOR IS TO PROPERLY CLEAN AND PRIME EPDM ROOF MEMBRANE AS RECOMMENDED BY THE MANUFACTURER PRIOR TO THE INSTALLATION OF THE EPDM SEAM TAPE

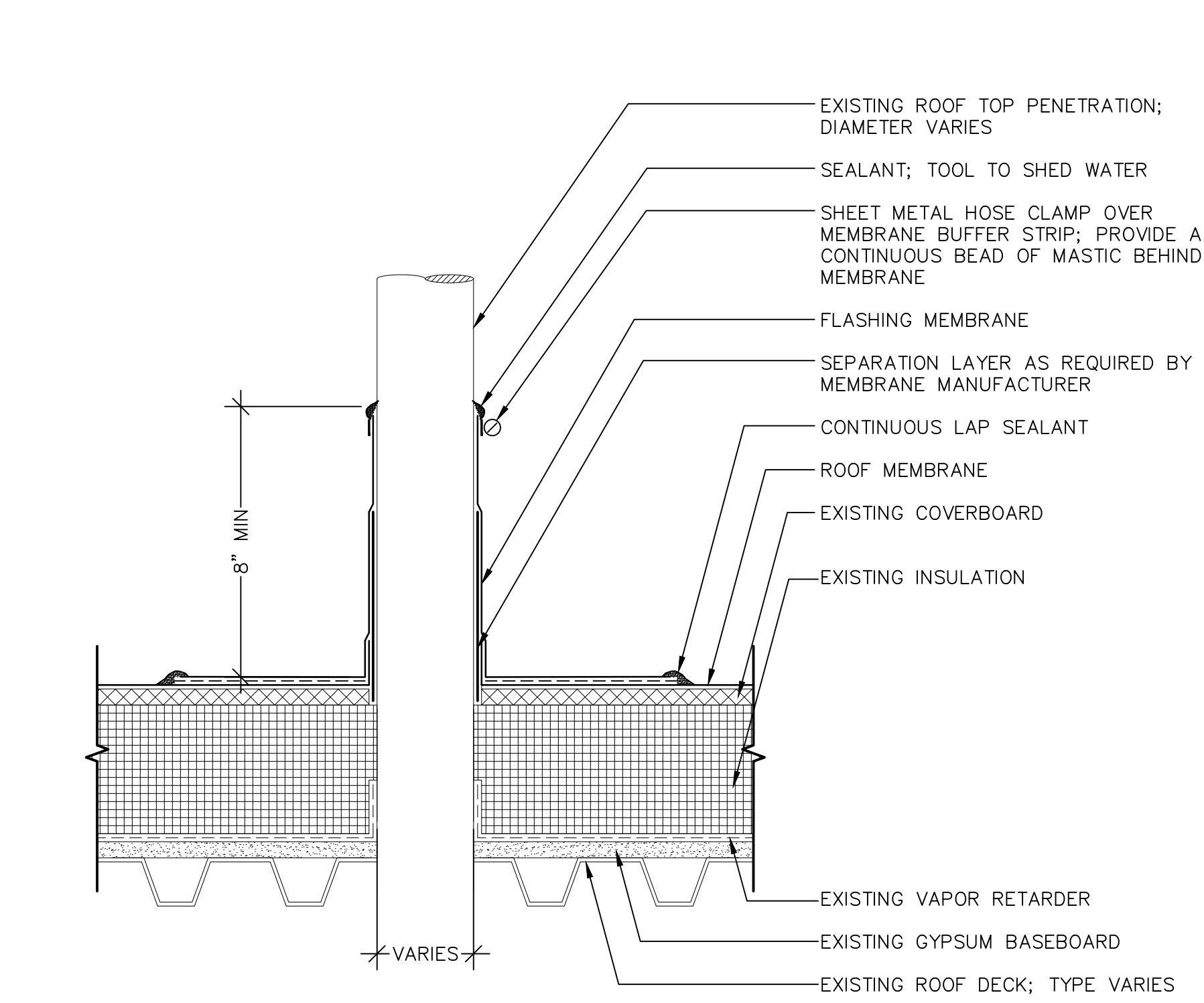


1 EPDM ROOF REPLACEMENT TIE-IN
 SCALE: 3"=1'-0"
 (ALL ITEMS ARE NEW UNLESS DESIGNATED AS EXISTING)

DETAILS INTENDED FOR DRAINS LOCATED WITHIN AREAS OF WET INSULATION OR WHERE IDENTIFIED BY A DETAIL TAG.
 SUMP INSULATION TO BE INSTALLED AS REQUIRED BY THE MANUFACTURER.
 CRICKETS ARE TO BE PROVIDED BETWEEN ALL DRAIN LOCATIONS UNLESS NOTED OTHERWISE

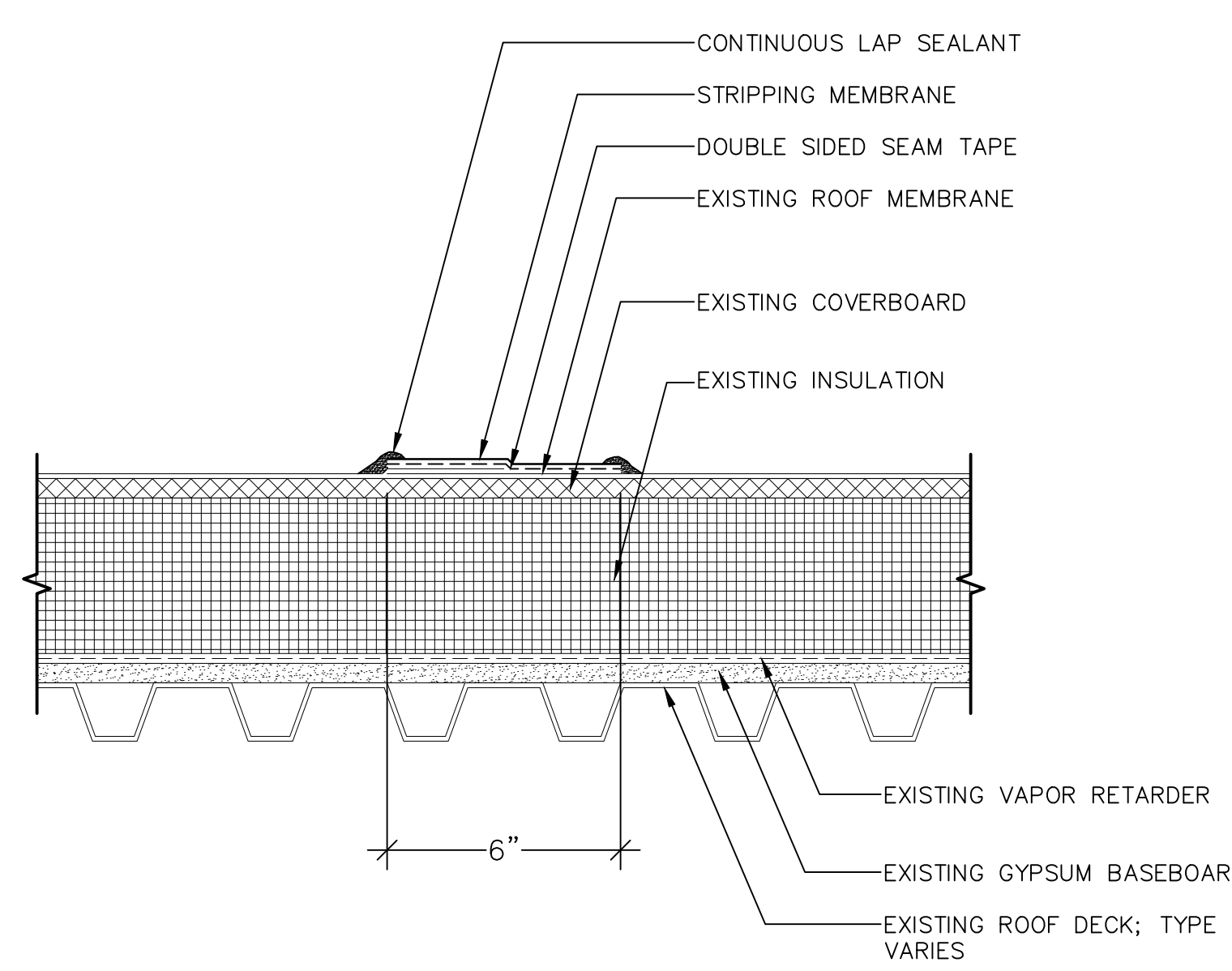


2 ROOF DRAIN
 SCALE: 3"=1'-0"
 (ALL ITEMS ARE NEW UNLESS DESIGNATED AS EXISTING)

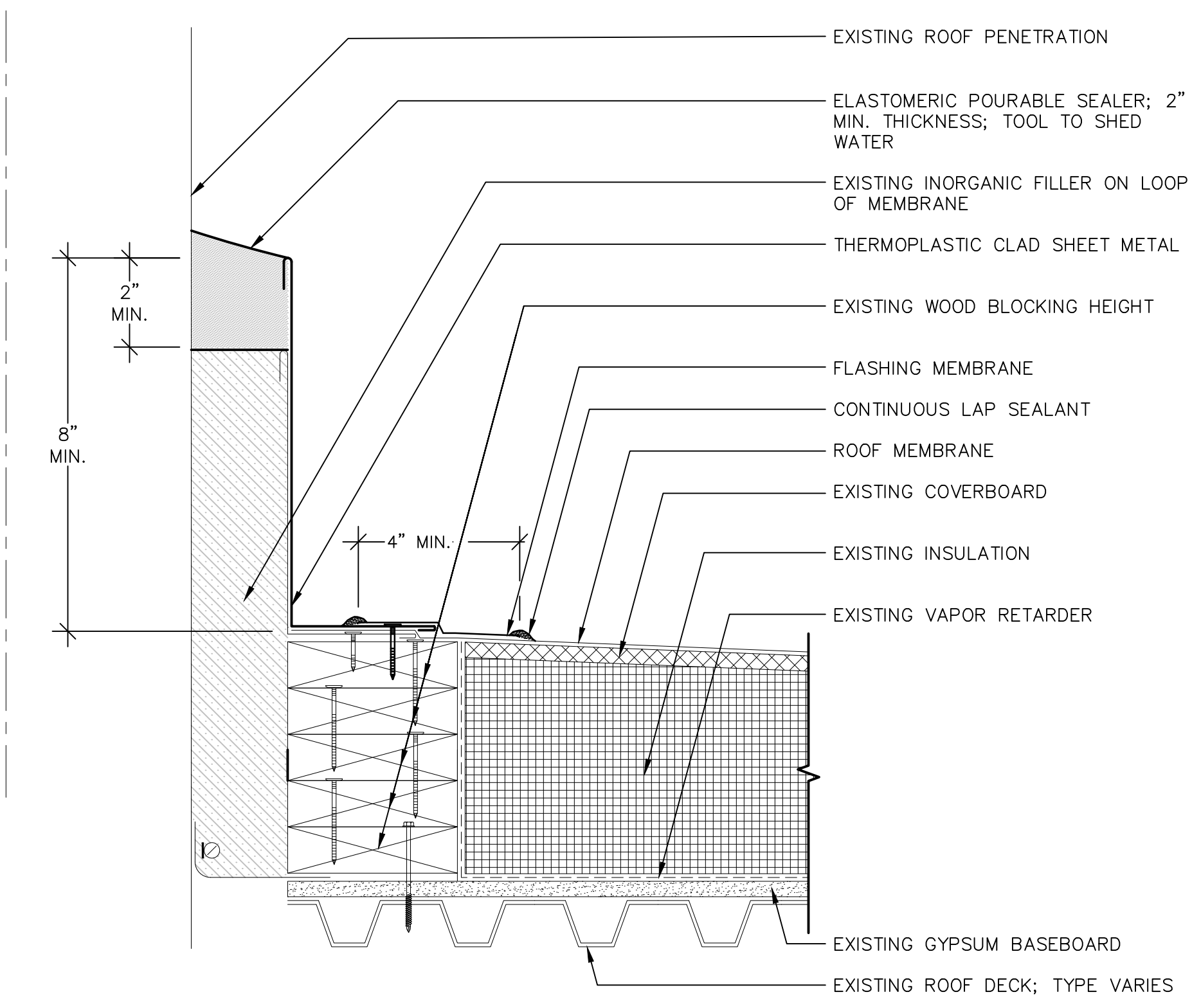


3 PIPE WRAP
 SCALE: 3"=1'-0"
 (ALL ITEMS ARE NEW UNLESS DESIGNATED AS EXISTING)

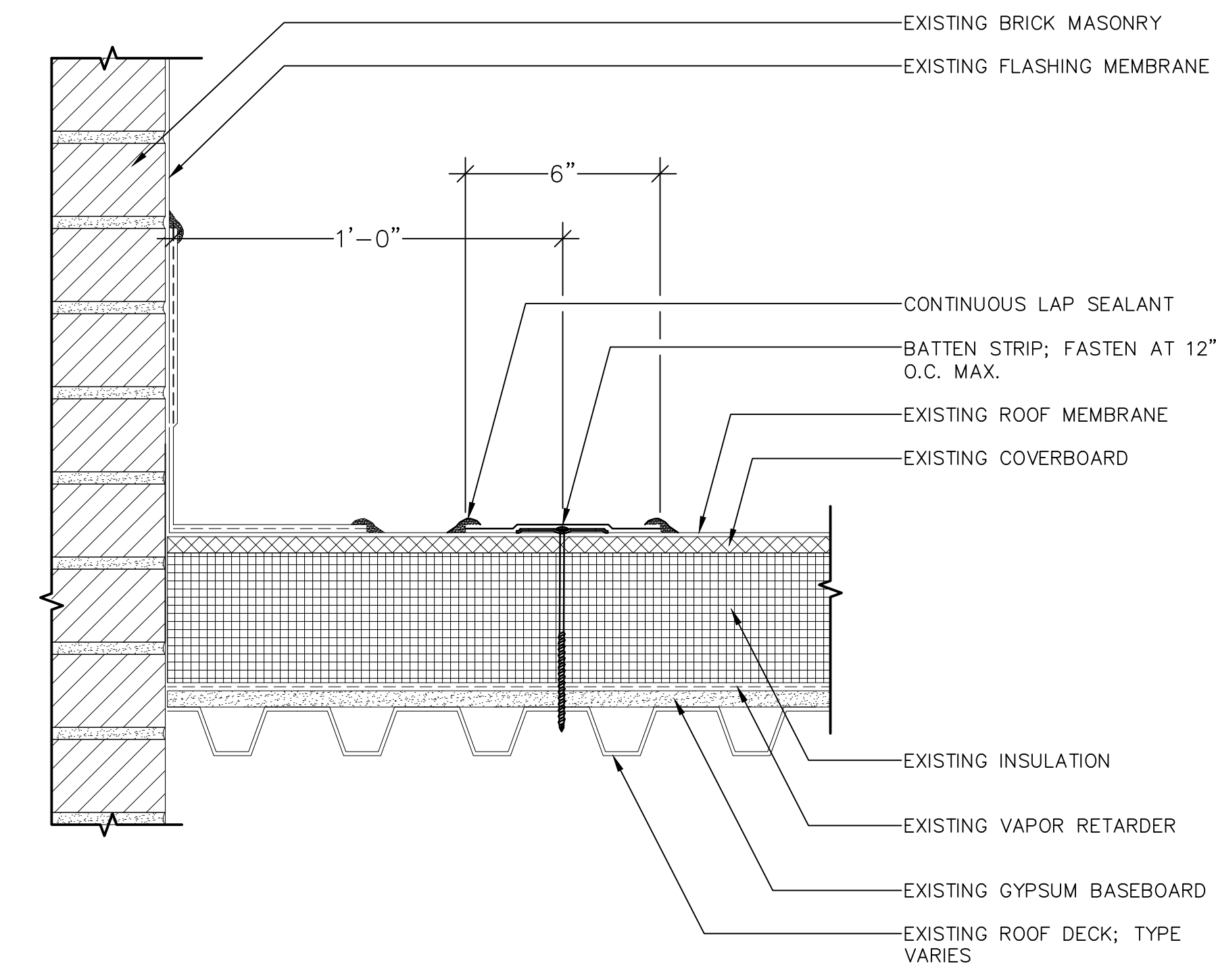
NOTE:
 1. CONTRACTOR SHALL FOLLOW MANUFACTURER'S INSTRUCTIONS WHEN PREPARING AND INSTALLING EPDM MEMBRANE STRIPPING OVER EXISTING FIELD SEAMS.
 2. CONTRACTOR SHALL REMOVE AND/OR CUT ANY EXISTING UNEVEN SURFACES, BLISTERS, ETC., THAT CAN PROHIBIT LONG TERM ADHESION AND/OR PERFORMANCE OF THE EPDM STRIPPING.
 3. CONTRACTOR SHALL CLEAN AND PRIME ALL SURFACES SCHEDULED TO RECEIVE NEW EPDM STRIPPING.
 4. PROVIDE A MINIMUM 3" OVERLAP ONTO EXISTING SEAM LAP WHERE APPLICABLE.



5 EPDM ROOF SEAM REPAIR
 SCALE: 3"=1'-0"
 (ALL ITEMS ARE NEW UNLESS DESIGNATED AS EXISTING)



6 PITCH POCKET REPAIR
 SCALE: 3"=1'-0"
 (ALL ITEMS ARE NEW UNLESS DESIGNATED AS EXISTING)



4 EPDM BATTEN STRIP
 SCALE: 3"=1'-0"
 (ALL ITEMS ARE NEW UNLESS DESIGNATED AS EXISTING)

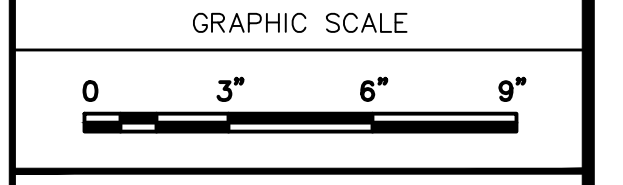
GALE
 Gale Associates, Inc.
 Engineers and Planners
 163 LIBBEY PARKWAY | WEYMOUTH, MA 02189
 P 781.335.6465 F 781.335.6467 www.gainc.com
 Boston Baltimore Orlando Hartford

This drawing and the design and construction features disclosed are proprietary to Gale Associates, Inc. and shall not be altered or reused in whole or part without the express written permission of Gale Associates, Inc. Copyright©2018

PROJECT
ROOF REPAIRS AND ASSOCIATED WORK AT THE MASCONOMET REGIONAL SCHOOL DISTRICT
 20 ENDICOTT ROAD
 BOXFORD, MA 01921

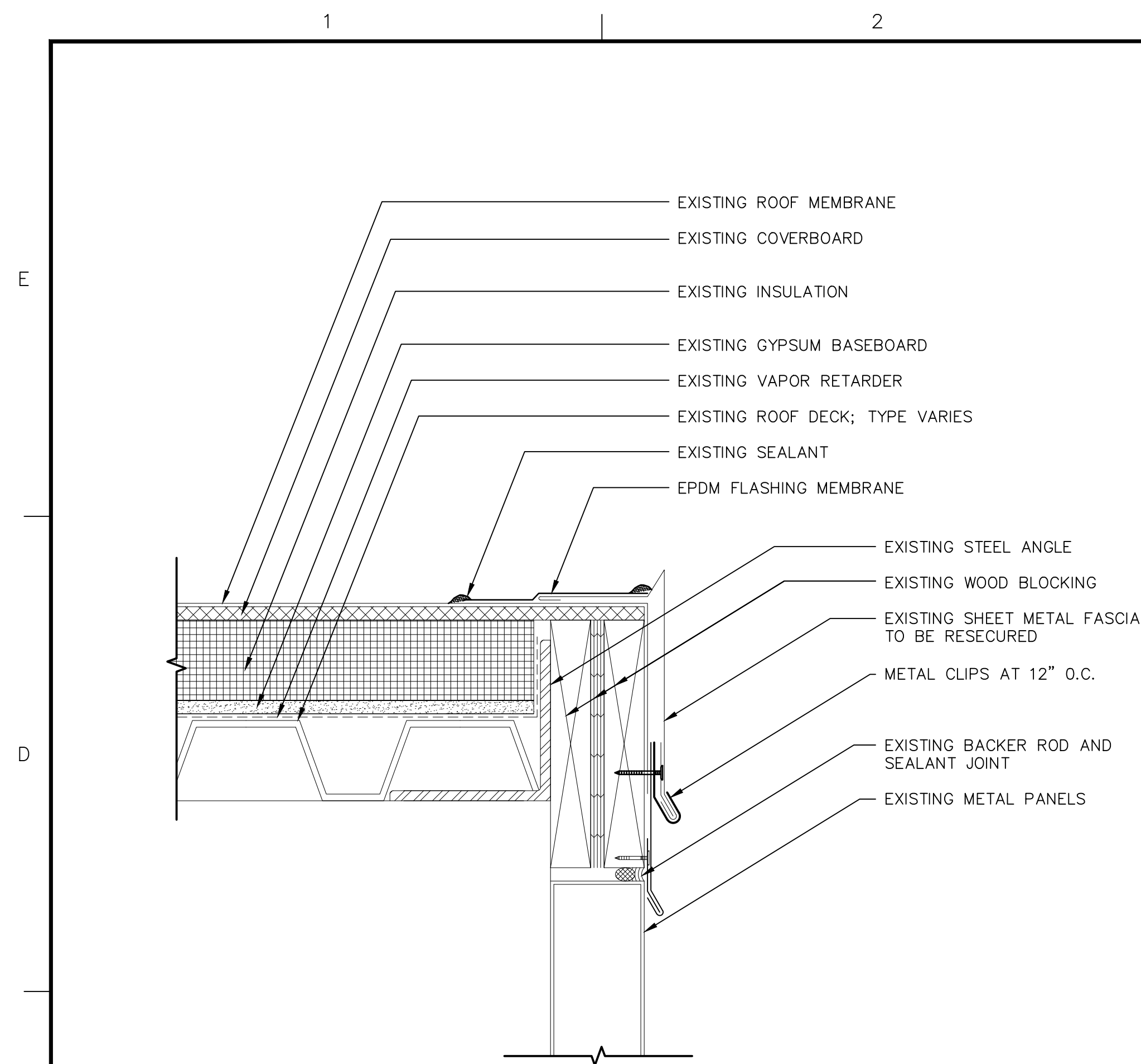
OWNER
 MASCONOMET REGIONAL SCHOOL DISTRICT
 DISTRICT CENTER OFFICE BUILDING, 20 ENDICOTT ROAD
 BOXFORD, MASSACHUSETTS 01921

NO.	DATE	DESCRIPTION	BY
PROJECT NO.	834200		
CADD FILE	834200 A500s		
DESIGNED BY	JMZ		
DRAWN BY	CGK		
CHECKED BY	BHN		
DATE	12/12/18		
DRAWING SCALE	3"=1'-0"		



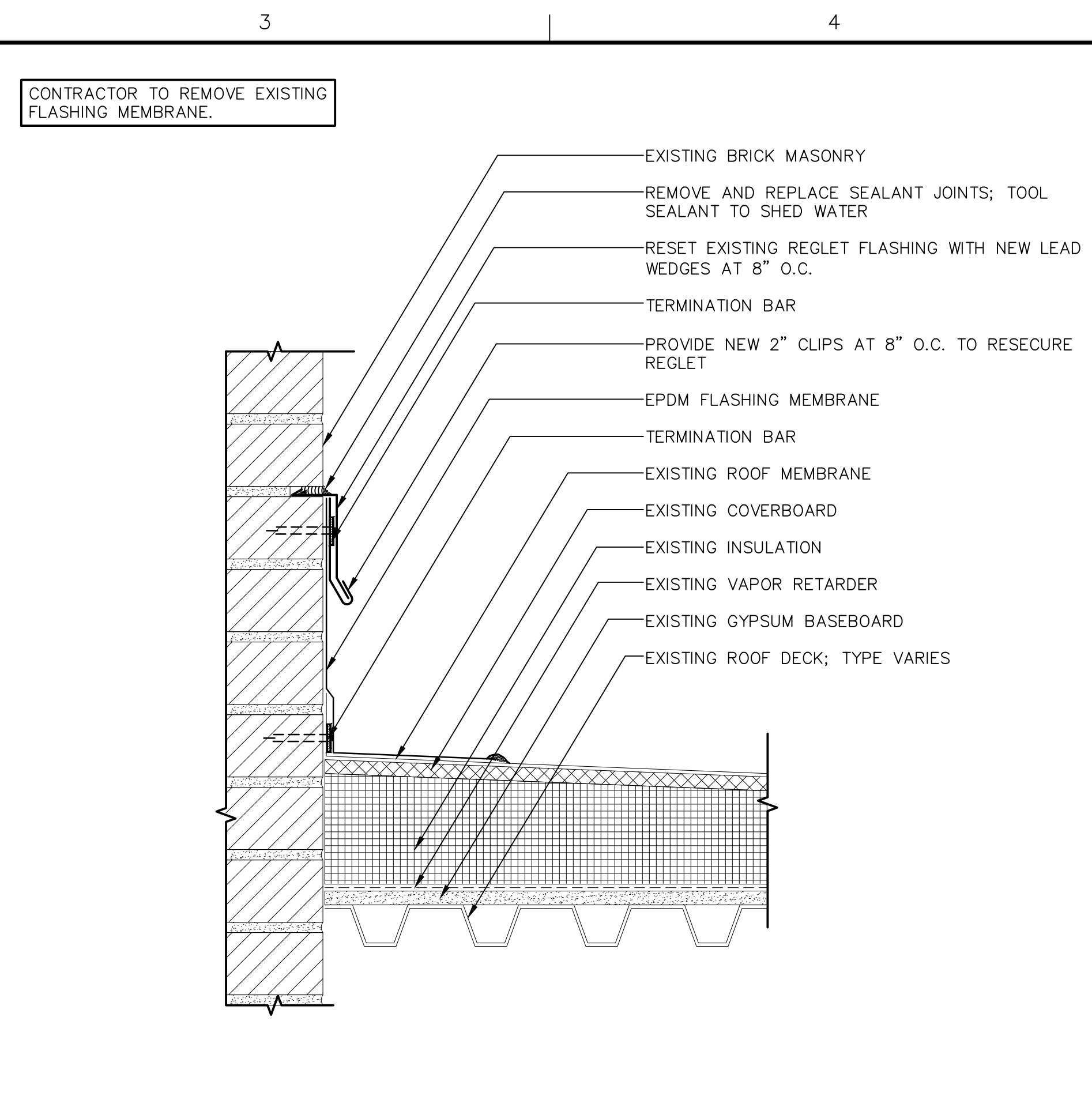
SHEET TITLE
ROOF DETAILS

DRAWING NO.
A501



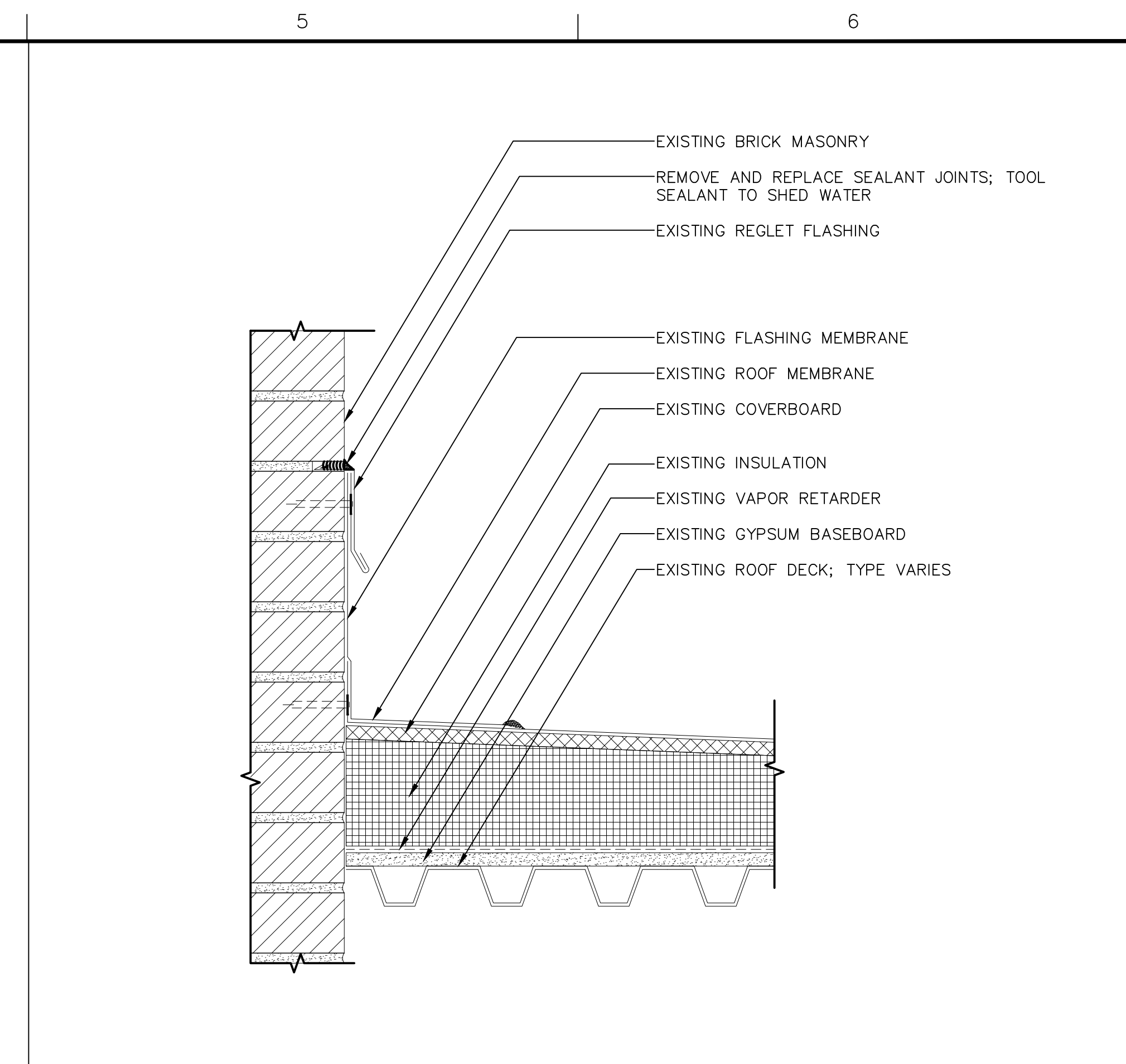
7 ROOF FASCIA REPAIR

SCALE: 3"=1'-0"
(ALL ITEMS ARE NEW UNLESS DESIGNATED AS EXISTING)



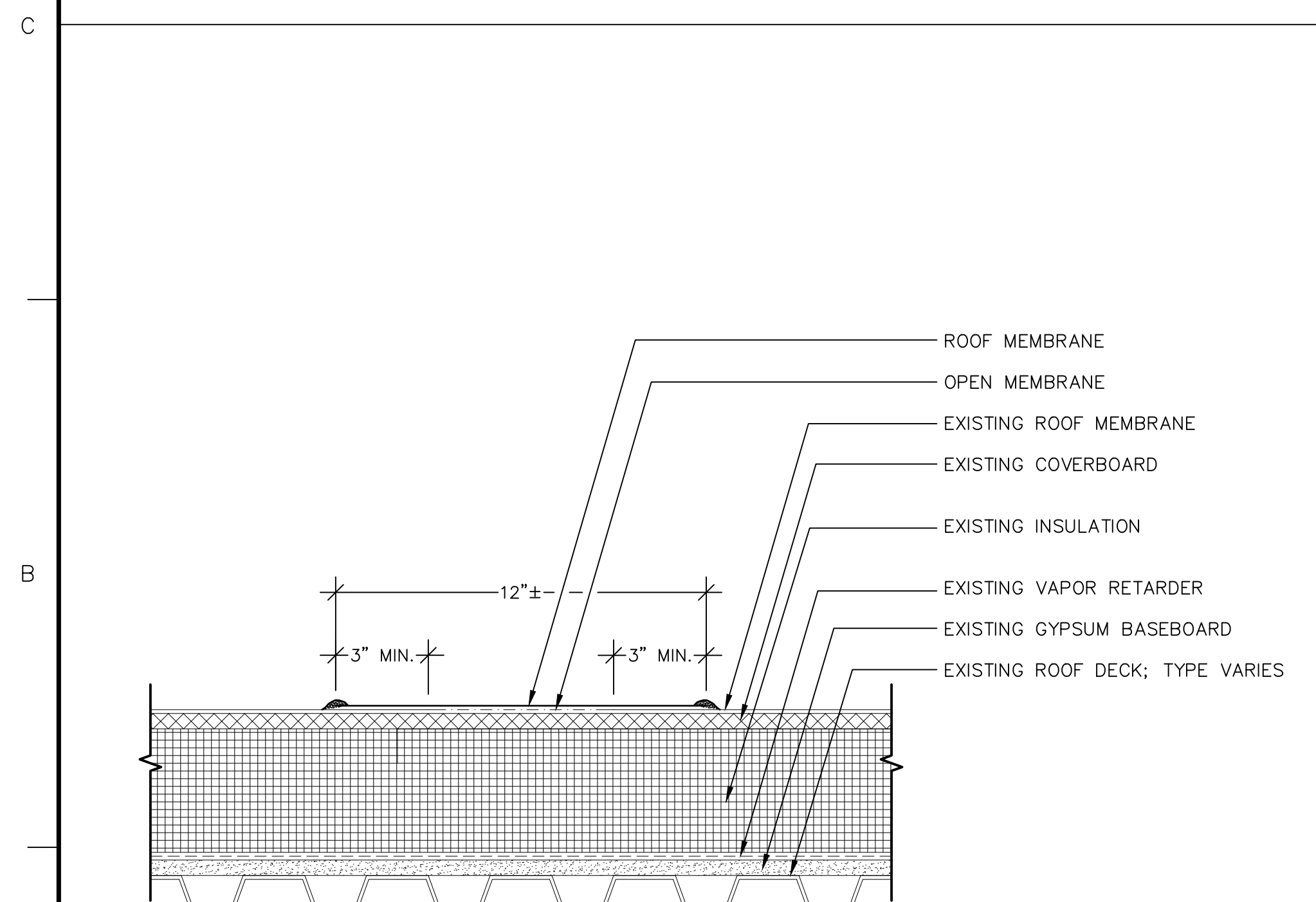
8 REGLET FLASHING REPAIR

SCALE: 3"=1'-0"
(ALL ITEMS ARE NEW UNLESS DESIGNATED AS EXISTING)



9 REGLET SEALANT REPAIR

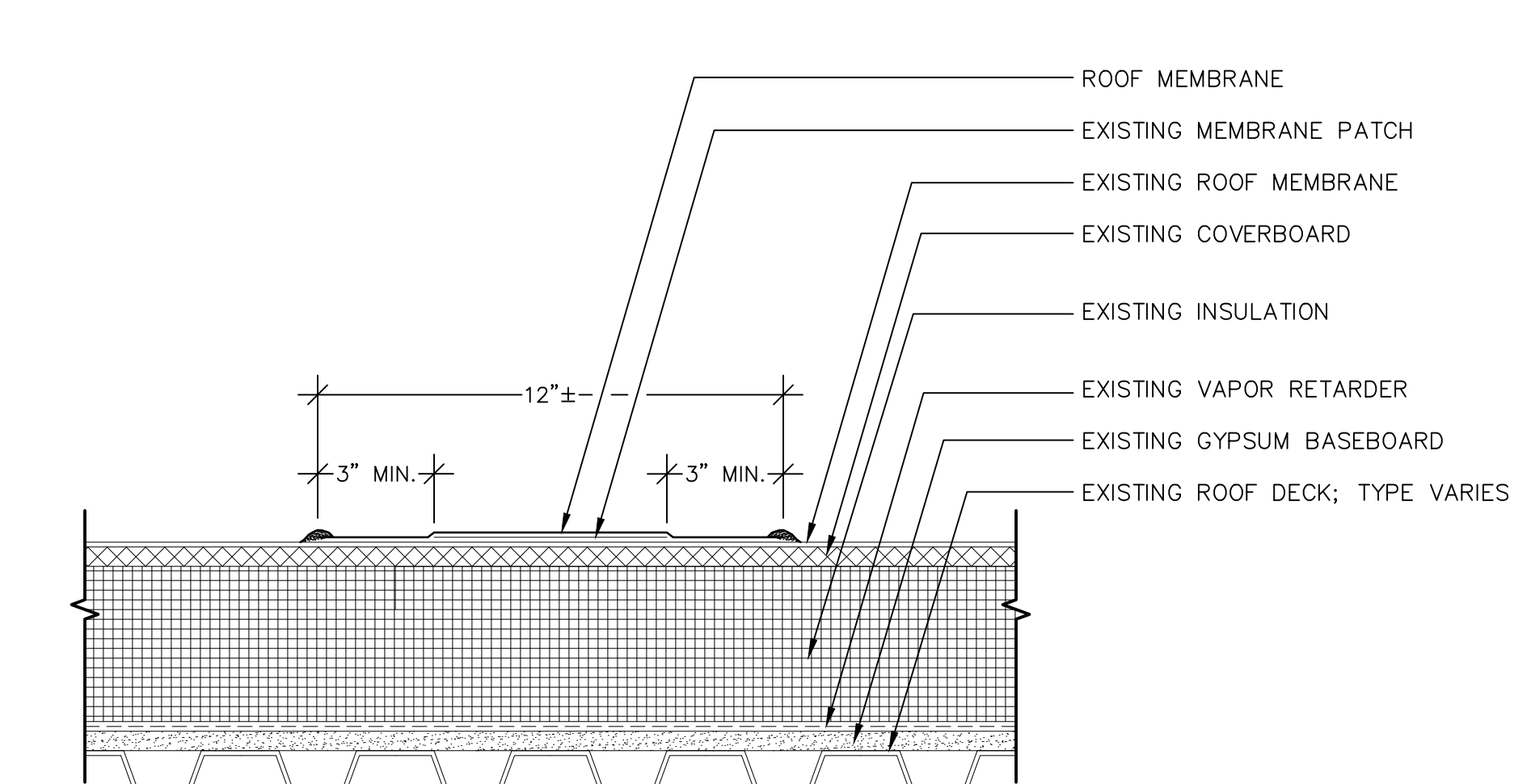
SCALE: 3"=1'-0"
(ALL ITEMS ARE NEW UNLESS DESIGNATED AS EXISTING)



10 OPEN MEMBRANE PATCH

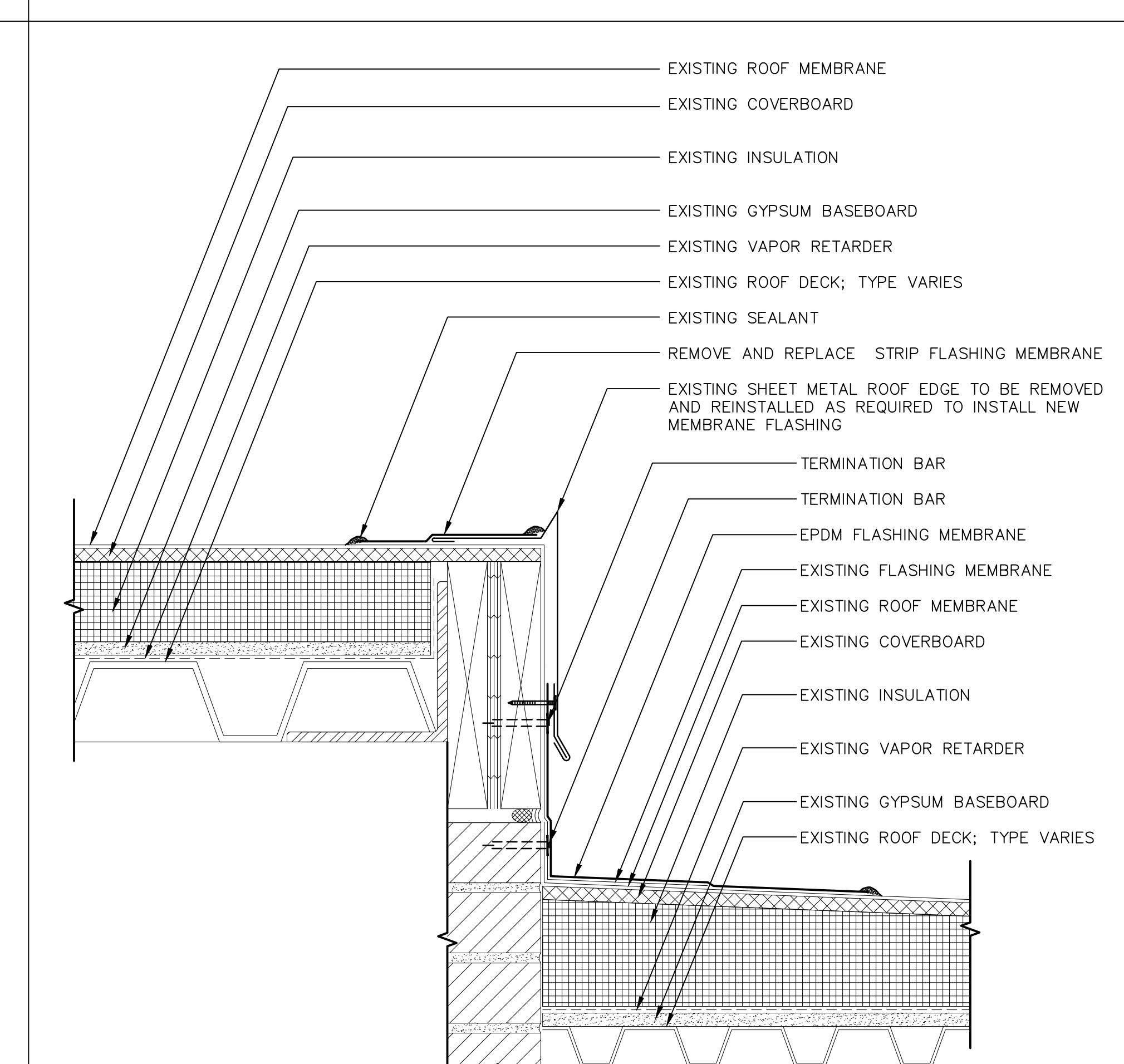
SCALE: 3"=1'-0"
(ALL ITEMS ARE NEW UNLESS DESIGNATED AS EXISTING)

NOTE:
1. CONTRACTOR SHALL FOLLOW MANUFACTURER'S INSTRUCTIONS WHEN PREPARING AND INSTALLING EPDM MEMBRANE PATCHES OVER EXISTING MEMBRANE PATCHES.
2. CONTRACTOR SHALL REMOVE AND/OR CUT ANY EXISTING EPDM PATCHES, THAT CAN PROHIBIT LONG TERM ADHESION AND/OR PERFORMANCE OF THE NEW EPDM PATCH.
3. CONTRACTOR SHALL CLEAN AND PRIME ALL SURFACES SCHEDULED TO RECEIVE NEW EPDM PATCHES.



11 DELAMINATED PATCH

SCALE: 3"=1'-0"
(ALL ITEMS ARE NEW UNLESS DESIGNATED AS EXISTING)



12 ROOF TO ROOF TRANSITION

SCALE: 3"=1'-0"
(ALL ITEMS ARE NEW UNLESS DESIGNATED AS EXISTING)

GALE
Engineers and Planners
163 LIBBEY PARKWAY | WEYMOUTH, MA 02189
P 781.335.6465 F 781.335.6467 www.galnco.com
Boston Baltimore Orlando Hartford

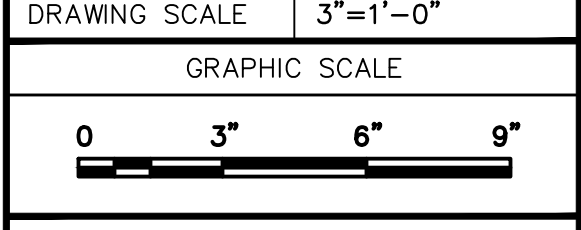
This drawing and the design and construction features disclosed are proprietary to Gale Associates, Inc. and shall not be altered or reused in whole or part without the express written permission of Gale Associates, Inc. Copyright © 2018

PROJECT
ROOF REPAIRS AND ASSOCIATED WORK AT THE MASCONOMET REGIONAL SCHOOL DISTRICT
20 ENDICOTT ROAD
BOXFORD, MA 01921

OWNER
MASCONOMET REGIONAL SCHOOL DISTRICT
DISTRICT CENTER OFFICE BUILDING, 20 ENDICOTT ROAD
BOXFORD, MASSACHUSETTS 01921

NO.	DATE	DESCRIPTION	BY

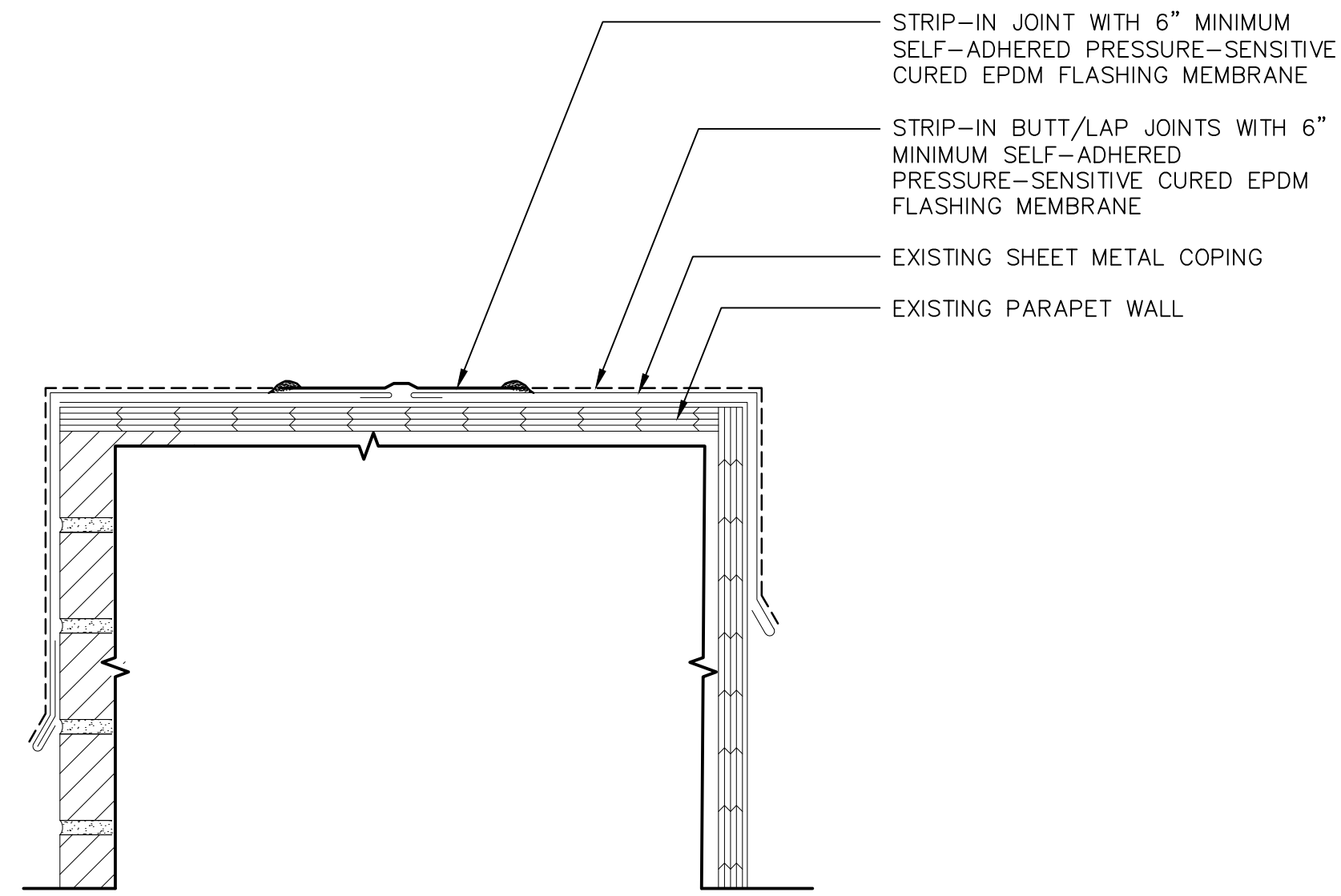
PROJECT NO.	834200
CADD FILE	834200 A500s
DESIGNED BY	JMZ
DRAWN BY	CGK
CHECKED BY	BHN
DATE	12/12/18
DRAWING SCALE	3"=1'-0"



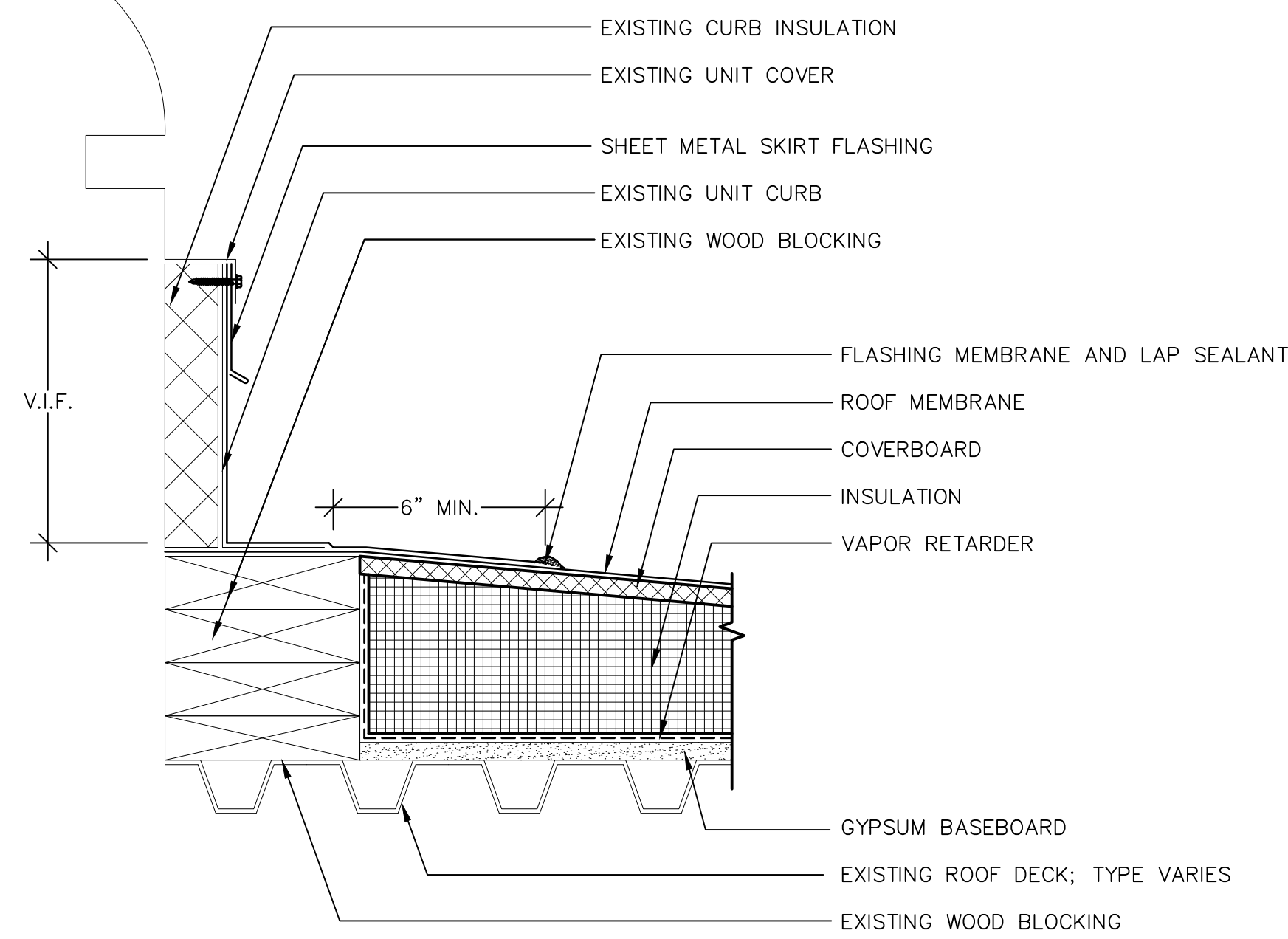
SHEET TITLE
ROOF DETAILS

DRAWING NO.
A502

NOTE:
CONFIGURATION OF METAL MAY VARY BY LOCATION; CONTRACTOR SHALL CONFIRM IN THE FIELD.

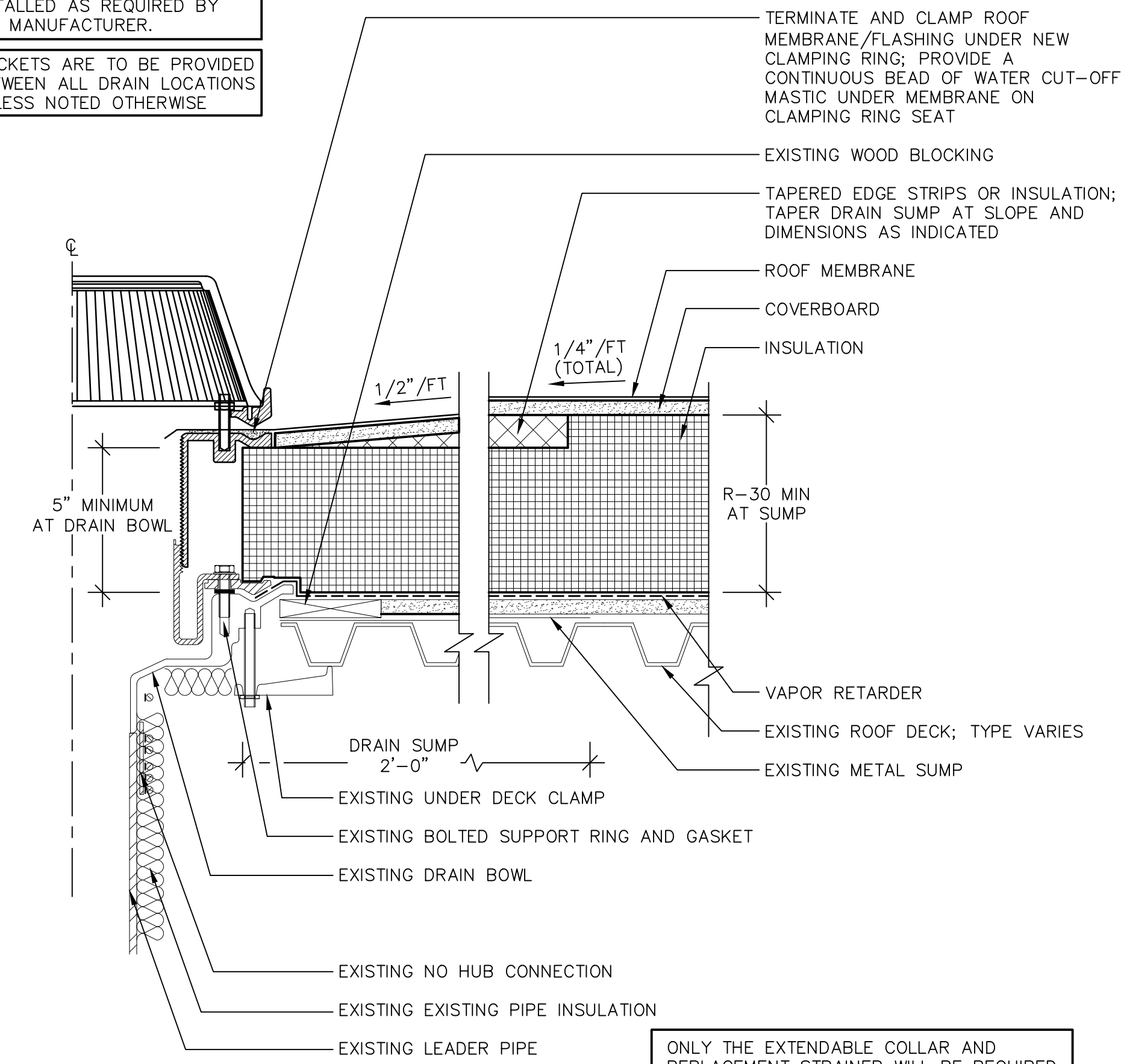


13 OPEN METAL FLASHING SEAM REPAIR
SCALE: 3"=1'-0"
(ALL ITEMS ARE NEW UNLESS DESIGNATED AS EXISTING)



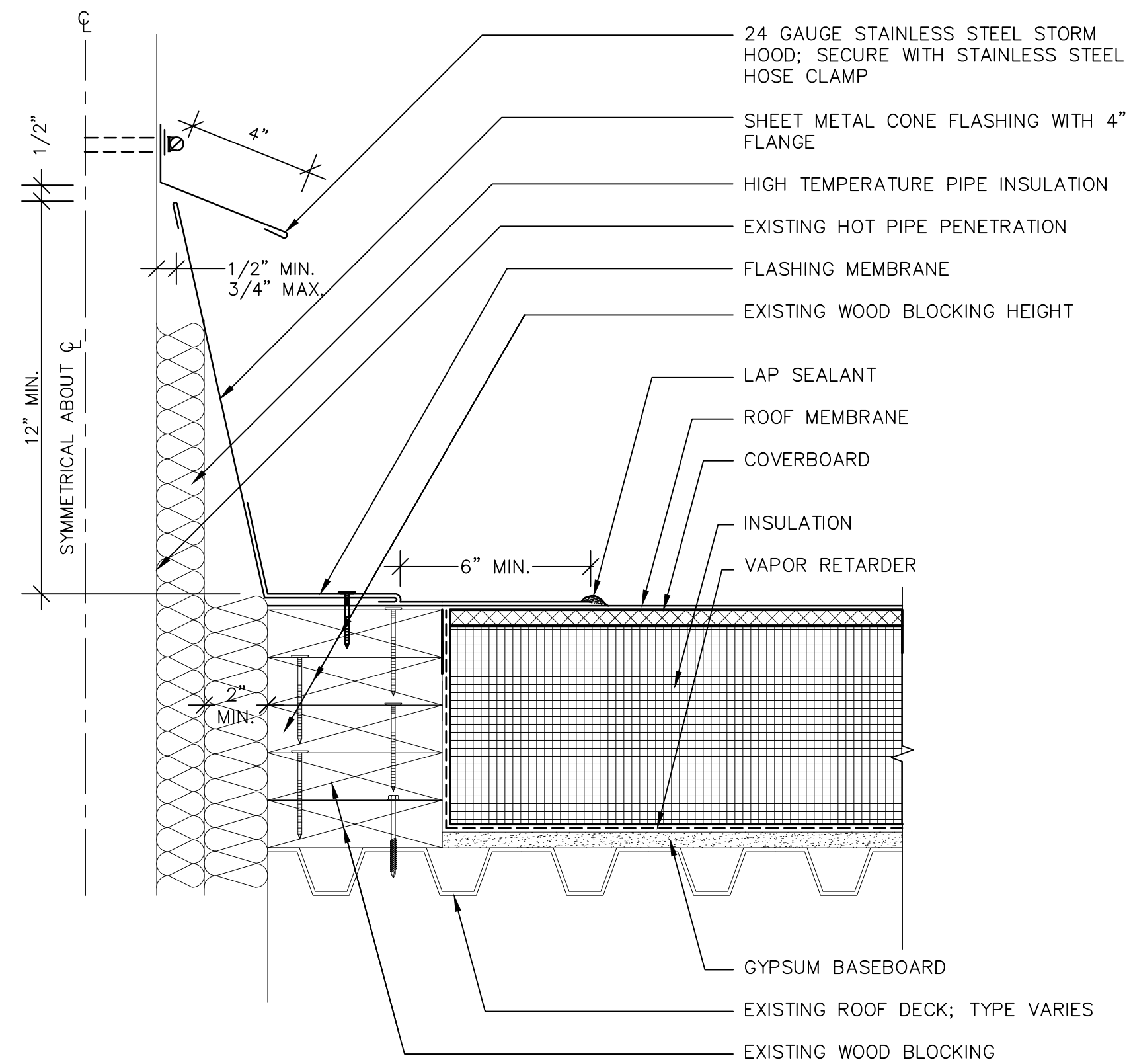
14 FAN/VENT CURB
SCALE: 3"=1'-0"
(ALL ITEMS ARE NEW UNLESS DESIGNATED AS EXISTING)

SUMP INSULATION TO BE INSTALLED AS REQUIRED BY THE MANUFACTURER.
CRICKETS ARE TO BE PROVIDED BETWEEN ALL DRAIN LOCATIONS UNLESS NOTED OTHERWISE



15 ROOF DRAIN - ALTERNATE 4
SCALE: 3"=1'-0"
(ALL ITEMS ARE NEW UNLESS DESIGNATED AS EXISTING)

ONLY THE EXTENDABLE COLLAR AND REPLACEMENT STRAINER WILL BE REQUIRED UNDER THE CONTRACT.



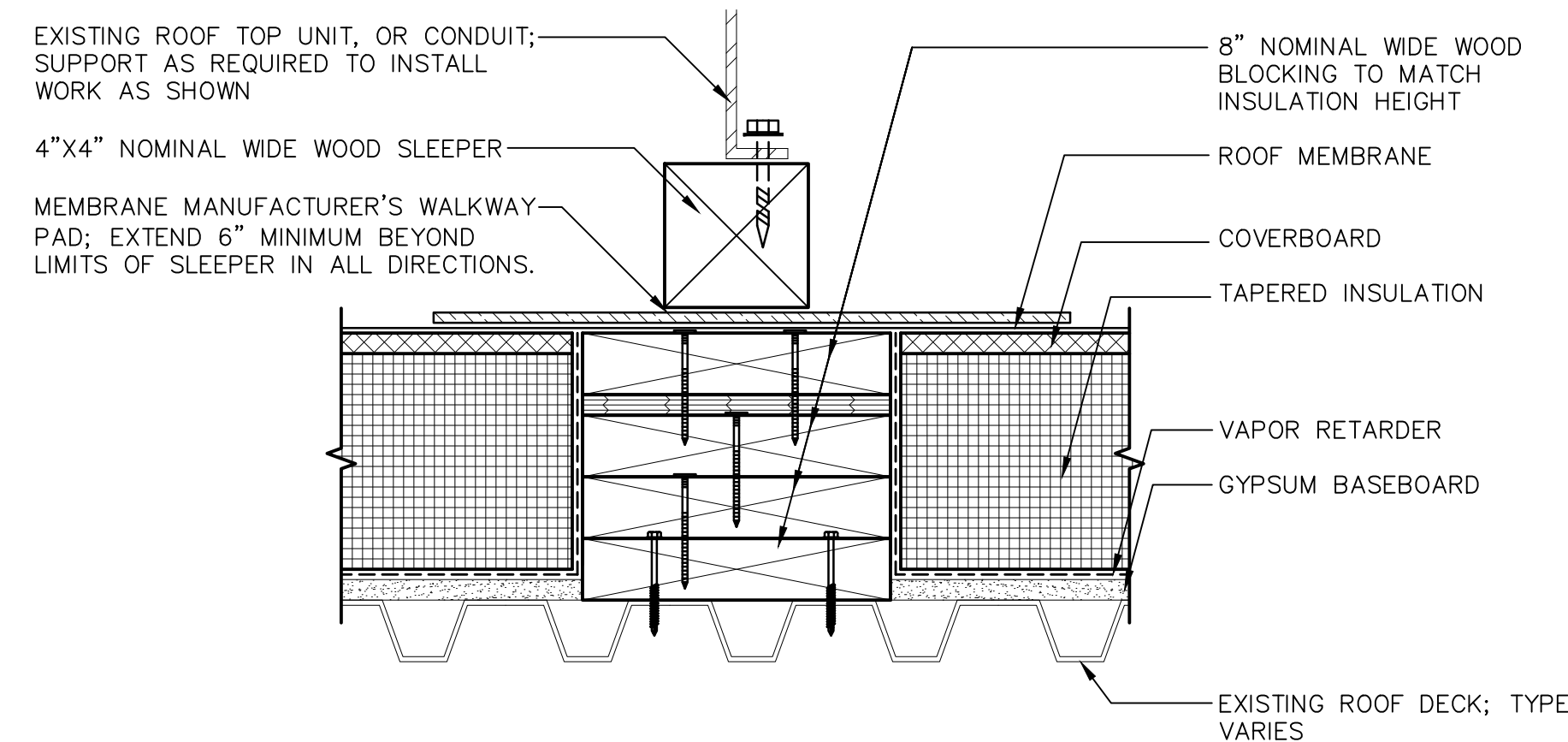
16 HOT PIPE
SCALE: 3"=1'-0"
(ALL ITEMS ARE NEW UNLESS DESIGNATED AS EXISTING)

PROVIDE TAPERED EDGE STRIPS AS REQUIRED TO PROVIDE A SMOOTH TRANSITION WITH THE WOOD BLOCKING.

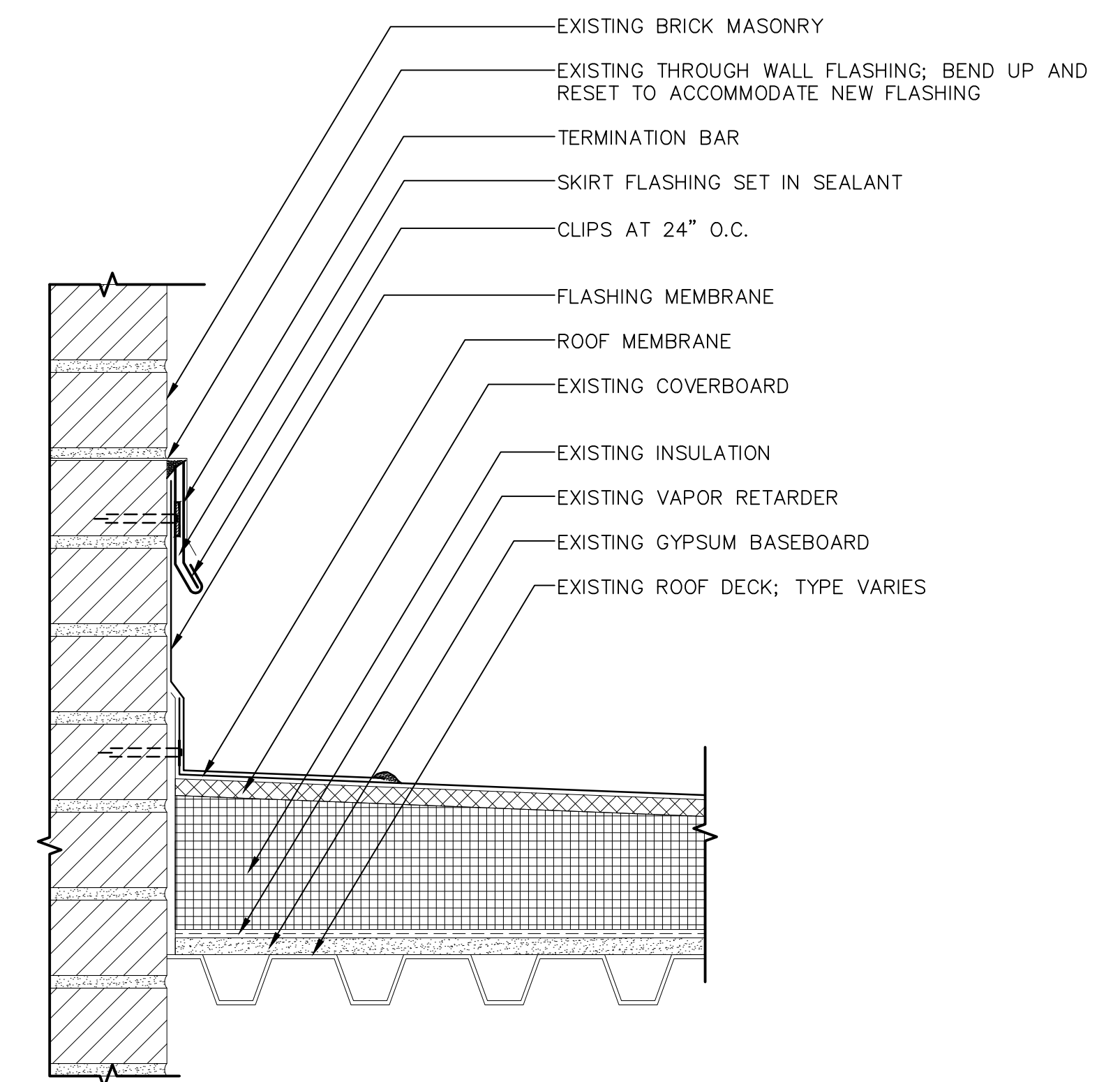
RESECURE EXISTING UNIT SUPPORTS WITH STAINLESS STEEL FASTENERS THROUGH EPDM BACKED METAL WASHERS

PROVIDE ALL TEMPORARY SHORING AS REQUIRED TO INSTALL WORK AS SHOWN. RESECURE UNIT WITH A MINIMUM OF TWO FASTENERS PER WOOD SLEEPER.

EXPOSED WOOD BLOCKING SHALL BE PRESSURE TREATED. WALKWAY PADS SHALL EXTEND 6" MINIMUM AROUND SLEEPERS IN ALL DIRECTIONS



17 WOOD SLEEPER
SCALE: 3"=1'-0"
(ALL ITEMS ARE NEW UNLESS DESIGNATED AS EXISTING)



18 THROUGH WALL FLASHING REPAIR
SCALE: 3"=1'-0"
(ALL ITEMS ARE NEW UNLESS DESIGNATED AS EXISTING)



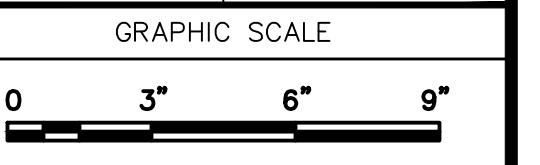
Gale Associates, Inc.
Engineers and Planners
163 LIBBEY PARKWAY | WEYMOUTH, MA 02189
P 781.335.6465 F 781.335.6467 www.gainc.com
Boston Baltimore Orlando Hartford

This drawing and the design and construction features disclosed are proprietary to Gale Associates, Inc. and shall not be altered or reused in whole or part without the express written permission of Gale Associates, Inc. Copyright©2018

PROJECT
ROOF REPAIRS AND ASSOCIATED WORK AT THE MASCONOMET REGIONAL SCHOOL DISTRICT
20 ENDICOTT ROAD
BOXFORD, MA 01921

OWNER
MASCONOMET REGIONAL SCHOOL DISTRICT
DISTRICT CENTER OFFICE BUILDING, 20 ENDICOTT ROAD
BOXFORD, MASSACHUSETTS 01921

NO.	DATE	DESCRIPTION	BY
PROJECT NO.	834200		
CADD FILE	834200 A500s		
DESIGNED BY	JMZ		
DRAWN BY	CGK		
CHECKED BY	BHN		
DATE	12/12/18		
DRAWING SCALE	3"=1'-0"		



SHEET TITLE

ROOF DETAILS

DRAWING NO.

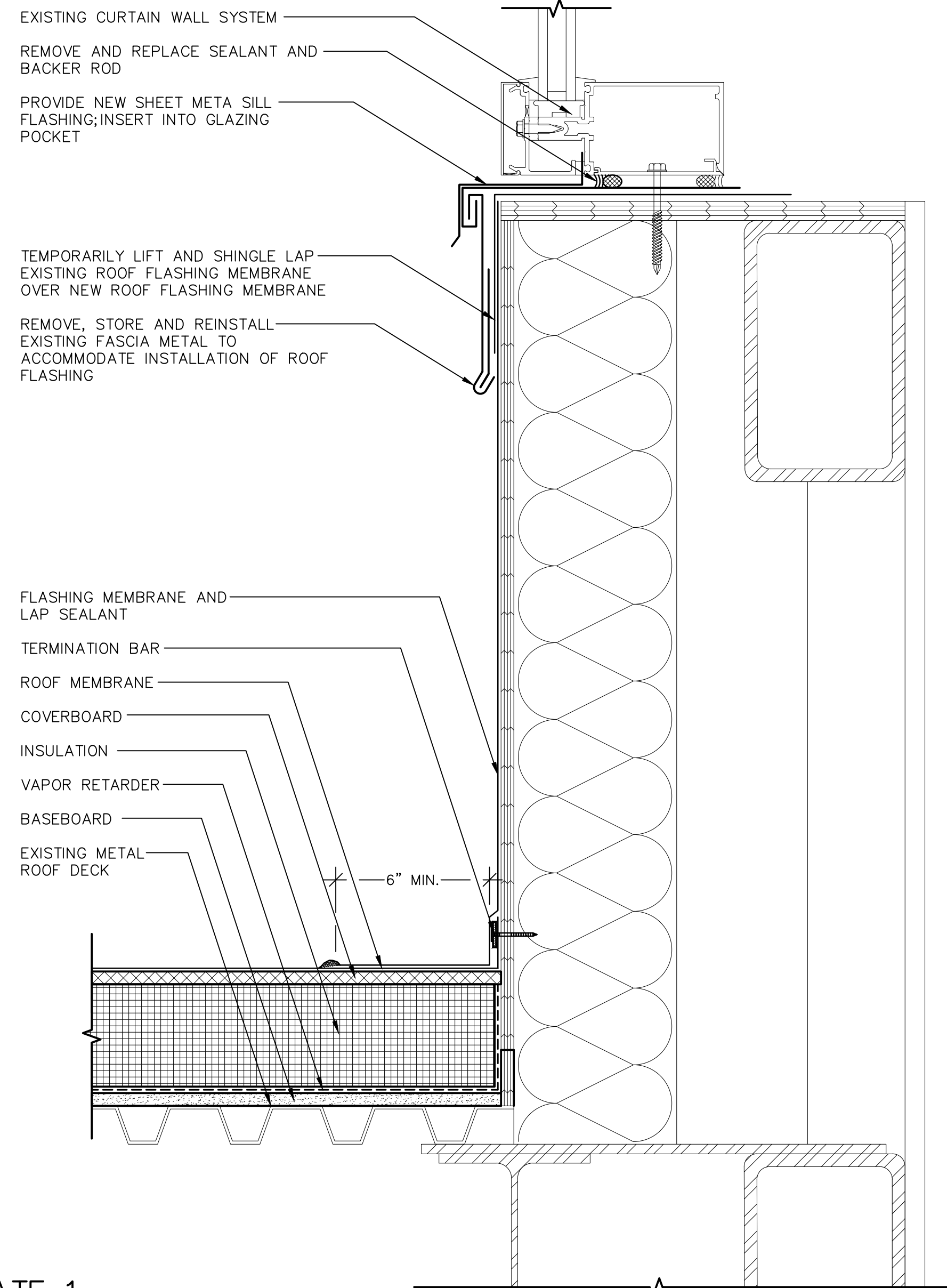
A503



- GENERAL PROCEDURE:**
1. REMOVE EXTERIOR SEALANT.
 2. REMOVE CAP AND PRESSURE PLATE.
 3. REMOVE FILLER BLOCK.
 4. INSTALL NEW BACKER ROD AND SEALANT JOINT.
 5. INSTALL NEW COATED ALUMINUM FLASHING.
 6. INSTALL NEW FILLER BLOCK.
 7. INSTALL EXISTING PRESSURE PLATE AND CAP.

**ALTERNATE 1
CURTAIN WALL AT ROOF AREA A**

SCALE: NOT TO SCALE
(ALL ITEMS ARE NEW UNLESS DESIGNATED AS EXISTING)



**ALTERNATE 1
CURTAIN WALL FLASHING**

SCALE: 3"=1'-0"
(ALL ITEMS ARE NEW UNLESS DESIGNATED AS EXISTING)



Gale Associates, Inc.
Engineers and Planners
163 LIBBEY PARKWAY | WEYMOUTH, MA 02189
P 781.335.6465 F 781.335.6467 www.gainc.com
Boston Baltimore Orlando Hartford

This drawing and the design and construction features disclosed are proprietary to Gale Associates, Inc. and shall not be altered or reused in whole or part without the express written permission of Gale Associates, Inc. Copyright © 2018

PROJECT
**ROOF REPAIRS AND ASSOCIATED WORK AT THE
MASCONOMET REGIONAL SCHOOL DISTRICT
20 ENDICOTT ROAD
BOXFORD, MA 01921**

OWNER
**MASCONOMET REGIONAL SCHOOL DISTRICT
DISTRICT CENTER OFFICE BUILDING, 20 ENDICOTT ROAD
BOXFORD, MASSACHUSETTS 01921**

NO.	DATE	DESCRIPTION	BY
PROJECT NO.	834200		
CADD FILE	834200 A500s		
DESIGNED BY	JMZ		
DRAWN BY	CGK		
CHECKED BY	BHN		
DATE	12/12/18		
DRAWING SCALE	3"=1'-0"		



SHEET TITLE

**ALTERNATE 1
ROOF
DETAILS**

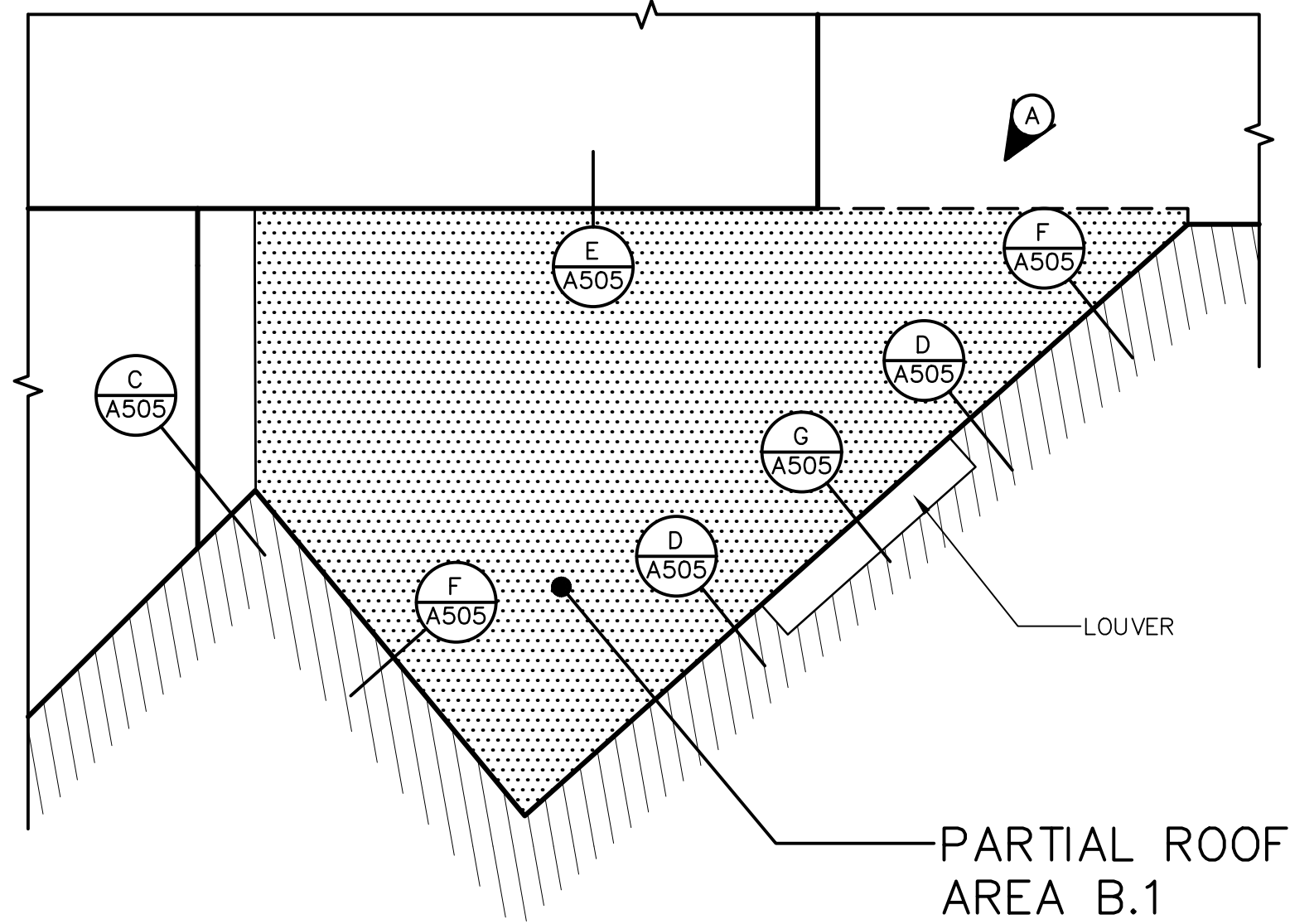
DRAWING NO.

A504



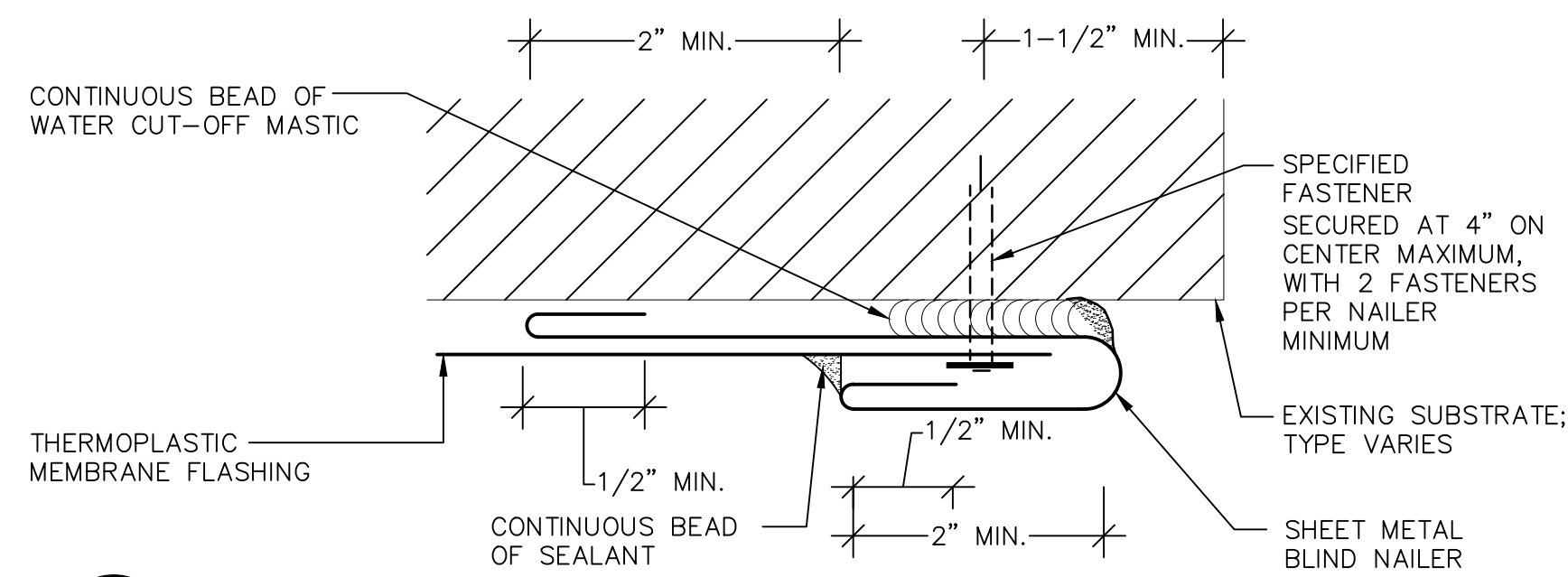
A ALTERNATE 2 PARTIAL VIEW OF ROOF AREA B.1

SCALE: NOT TO SCALE
(ALL ITEMS ARE NEW UNLESS DESIGNATED AS EXISTING)



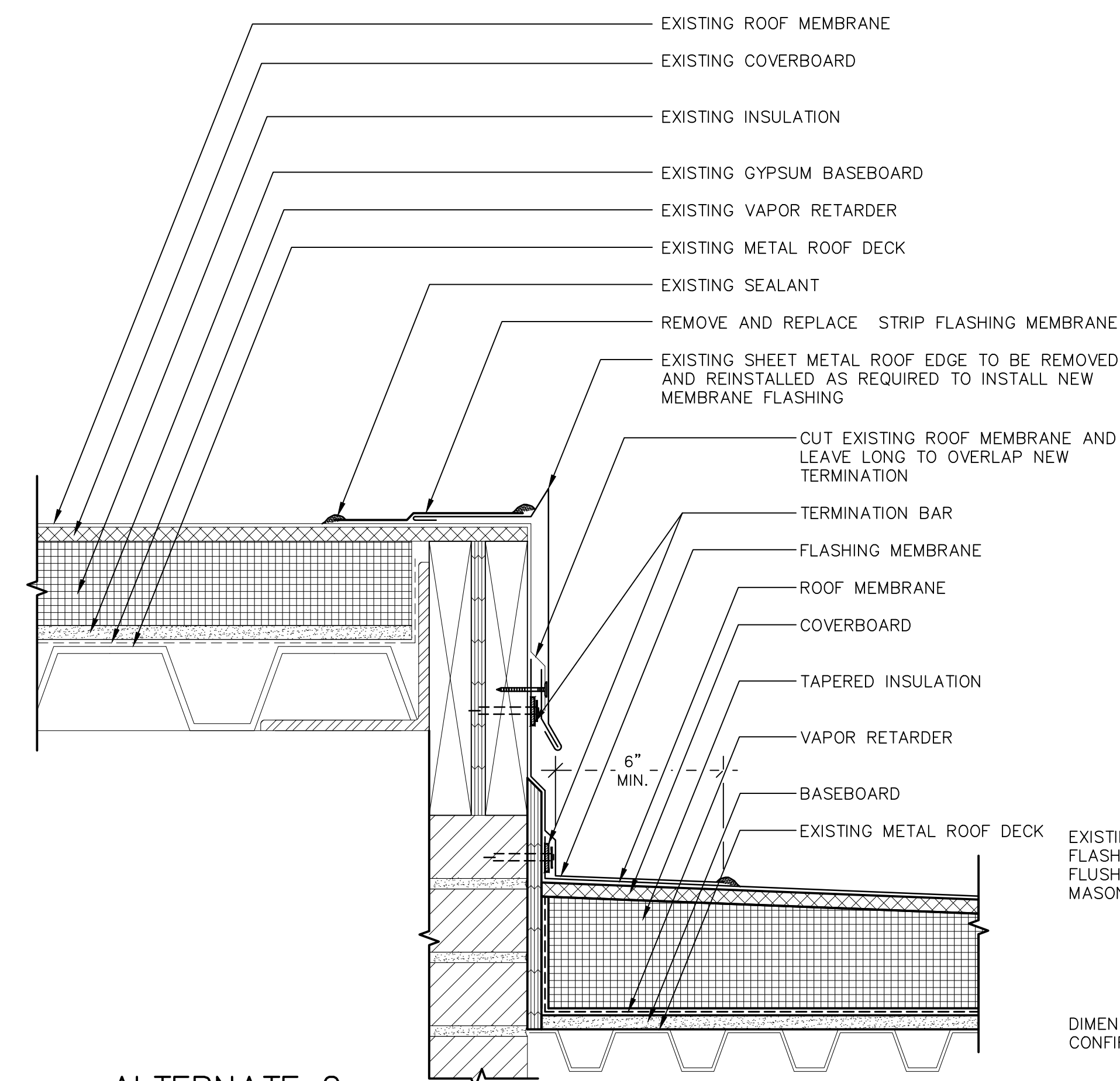
B ALTERNATE 2 ENLARGED PLAN

SCALE: 1/2"=1'-0"
(ALL ITEMS ARE NEW UNLESS DESIGNATED AS EXISTING)



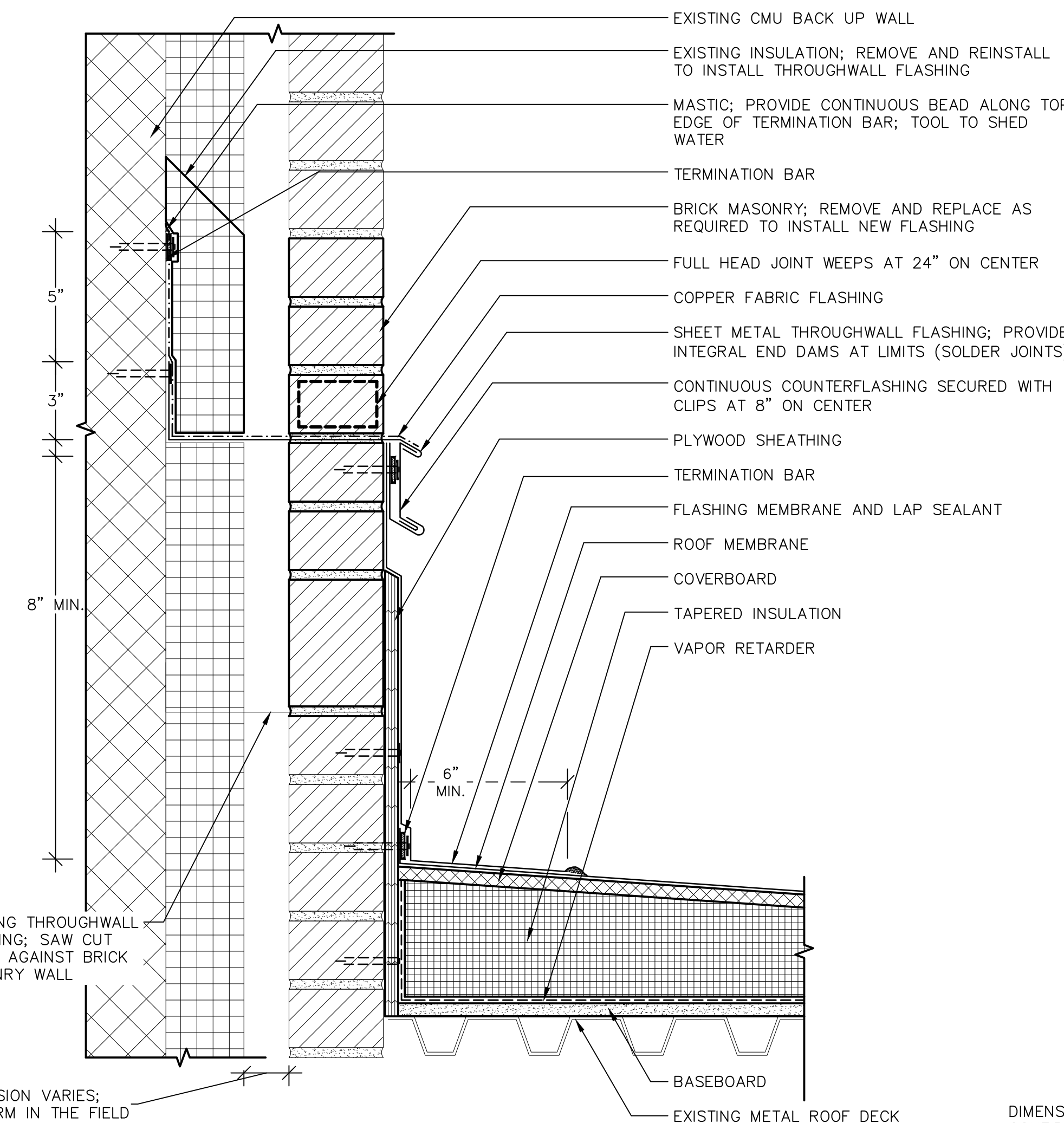
D ALTERNATE 2 BLIND NAILER

SCALE: NOT TO SCALE
(ALL ITEMS ARE NEW UNLESS DESIGNATED AS EXISTING)



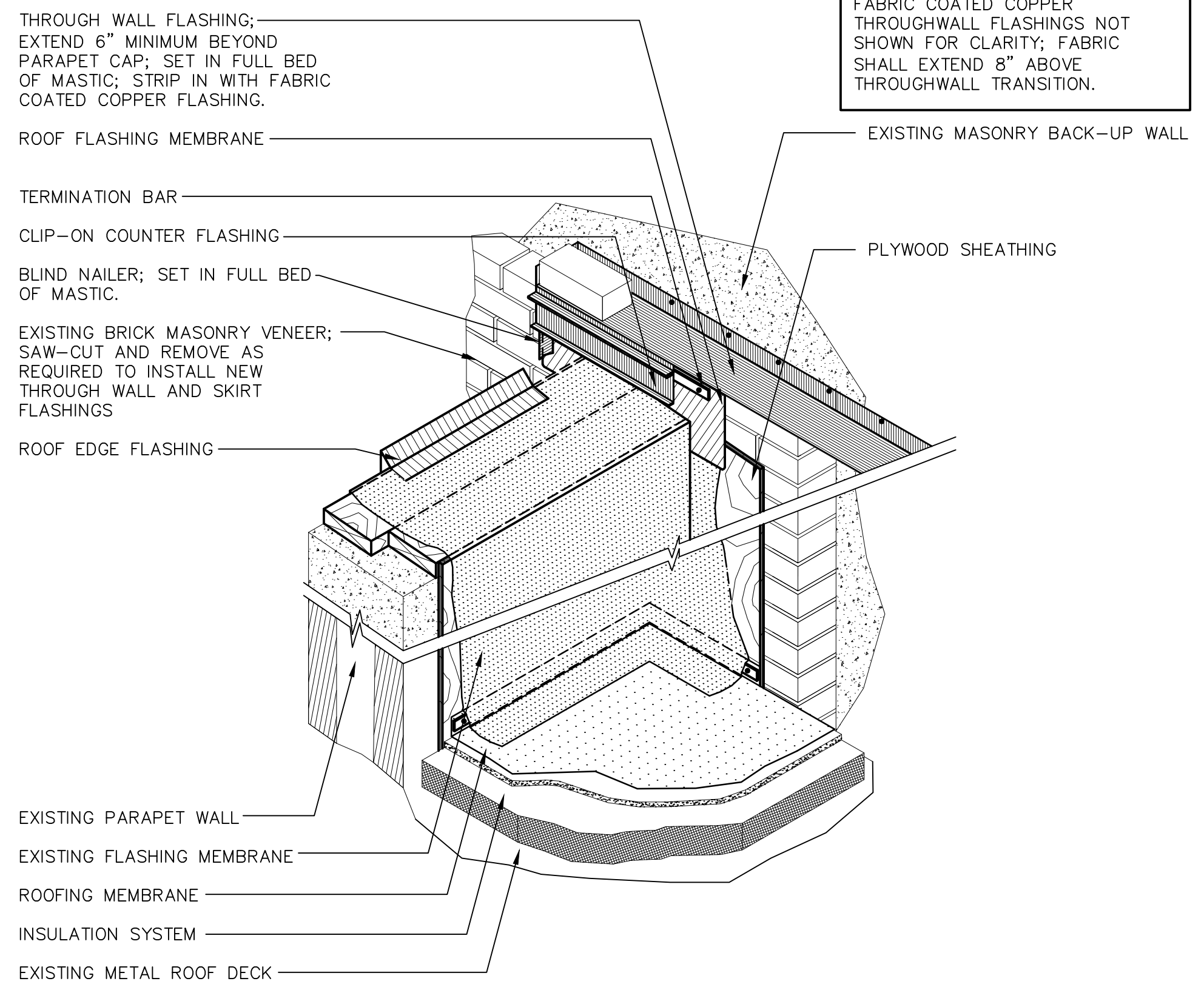
E ALTERNATE 2 ROOF TO ROOF TRANSITION

SCALE: 3"=1'-0"
(ALL ITEMS ARE NEW UNLESS DESIGNATED AS EXISTING)



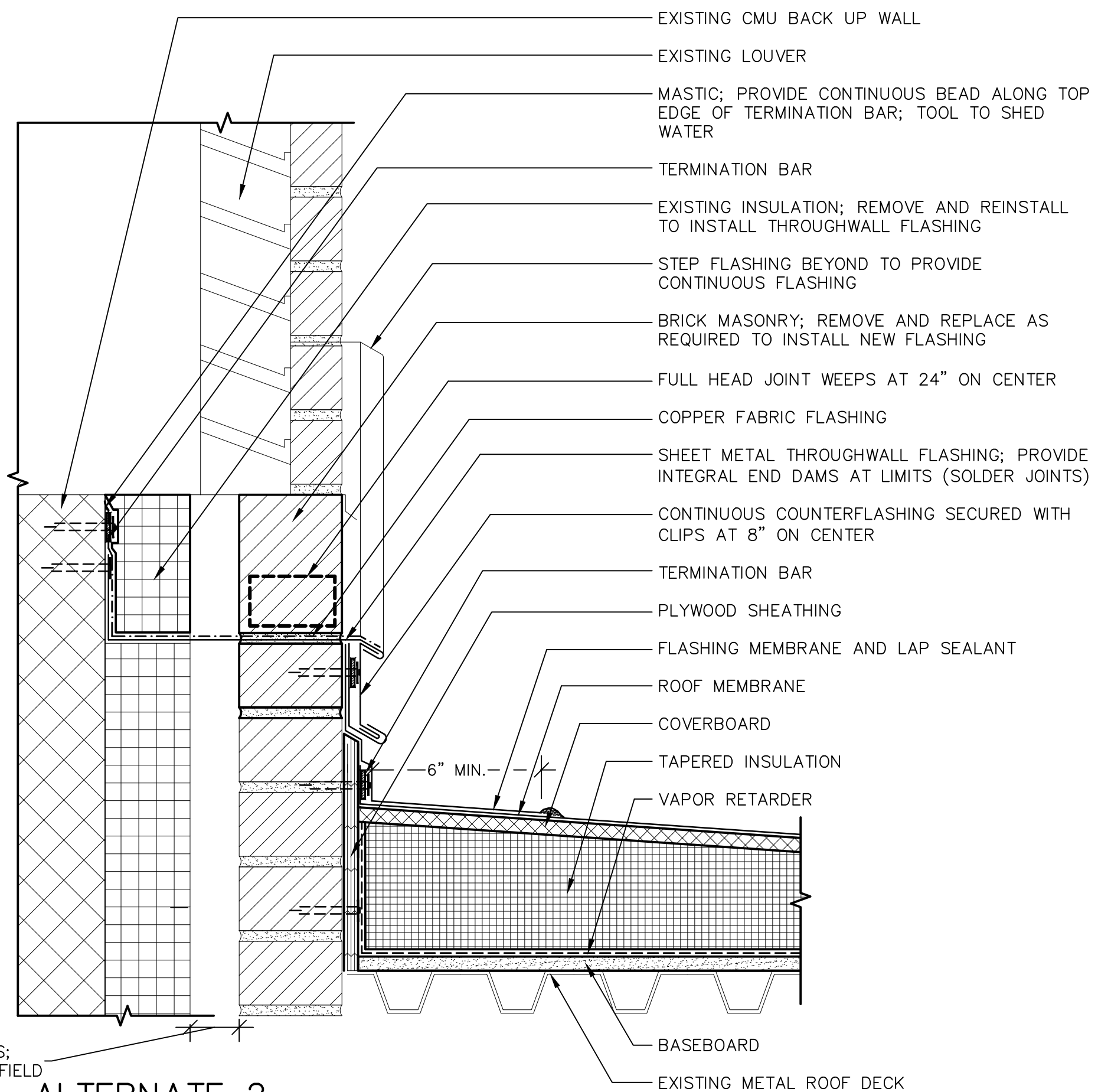
F ALTERNATE 2 ROOF TO NEW THROUGHWALL FLASHING

SCALE: 3"=1'-0"
(ALL ITEMS ARE NEW UNLESS DESIGNATED AS EXISTING)



C ALTERNATE 2 SADDLE FLASHING

SCALE: NOT TO SCALE
(ALL ITEMS ARE NEW UNLESS DESIGNATED AS EXISTING)



G ALTERNATE 2 ROOF TO NEW THROUGHWALL FLASHING UNDER LOUVER

SCALE: 3"=1'-0"
(ALL ITEMS ARE NEW UNLESS DESIGNATED AS EXISTING)



Gale Associates, Inc.
Engineers and Planners
163 LIBBEY PARKWAY | WEYMOUTH, MA 02189
F 781.335.6465 F 781.335.6467 www.gainc.com
Boston Baltimore Orlando Hartford

This drawing and the design and construction features disclosed are proprietary to Gale Associates, Inc. and shall not be altered or reused in whole or part without the express written permission of Gale Associates, Inc. Copyright©2018

PROJECT
ROOF REPAIRS AND ASSOCIATED WORK AT THE
MASCONOMET REGIONAL SCHOOL DISTRICT
20 ENDICOTT ROAD
BOXFORD, MA 01921

OWNER
MASCONOMET REGIONAL SCHOOL DISTRICT
DISTRICT CENTER OFFICE BUILDING, 20 ENDICOTT ROAD
BOXFORD, MASSACHUSETTS 01921

NO.	DATE	DESCRIPTION	BY
PROJECT NO.	834200		
CADD FILE	834200 A500s		
DESIGNED BY	JMZ		
DRAWN BY	CGK		
CHECKED BY	BHN		
DATE	12/12/18		
DRAWING SCALE	AS NOTED		

GRAPHIC SCALE

SHEET TITLE

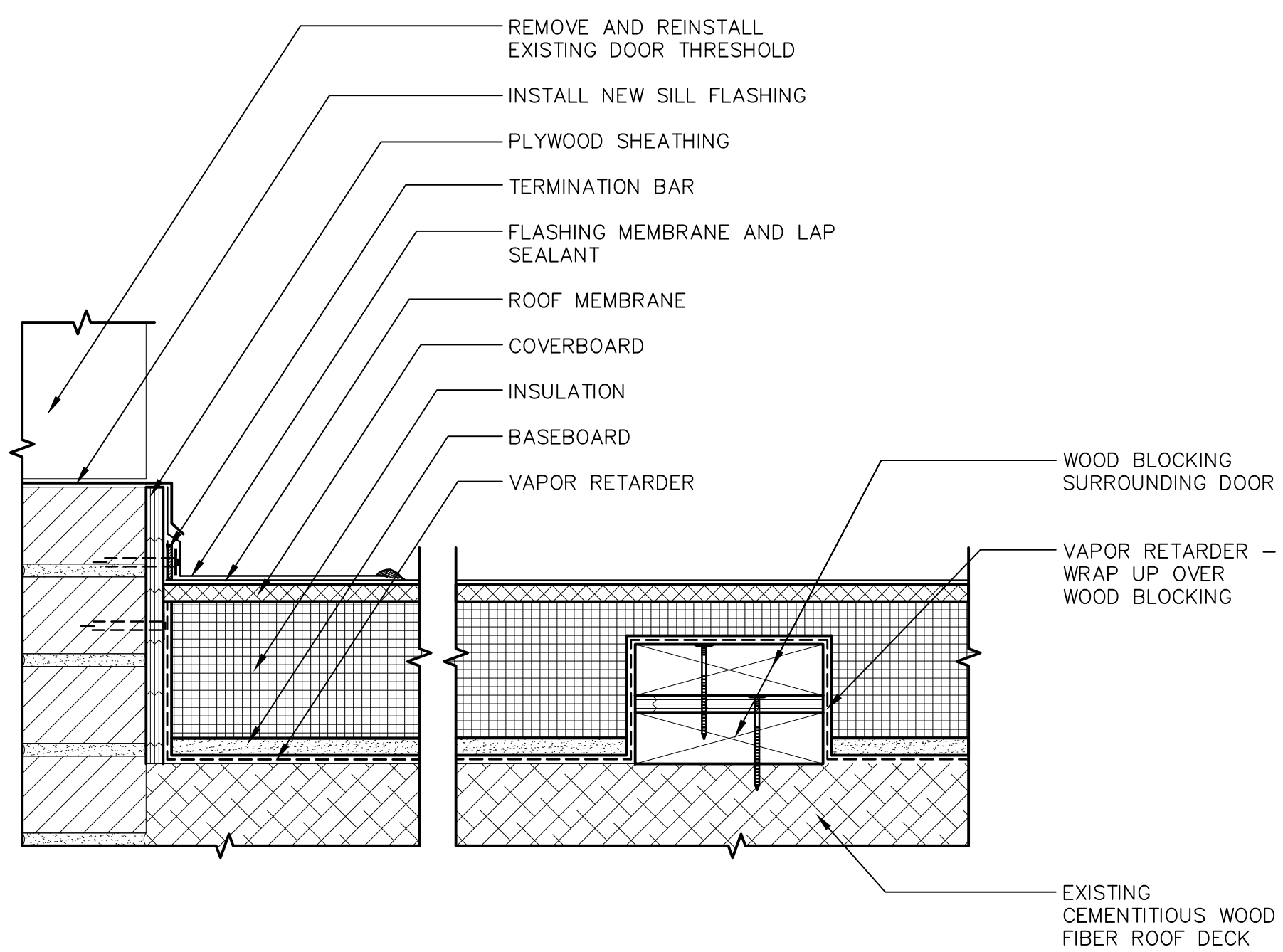
ALTERNATE 2
ROOF
DETAILS

DRAWING NO.

A505



A ALTERNATE 3 PHOTO OF ROOF AREA C.2
 SCALE: NOT TO SCALE
 (ALL ITEMS ARE NEW UNLESS DESIGNATED AS EXISTING)



B ALTERNATE 3 SECTION
 SCALE: 3"=1'-0"
 (ALL ITEMS ARE NEW UNLESS DESIGNATED AS EXISTING)

SPACE
 INTENTIONALLY
 LEFT BLANK



Gale Associates, Inc.
 Engineers and Planners
 163 LIBBEY PARKWAY | WEYMOUTH, MA 02189
 P 781.335.6465 F 781.335.6467 www.gainc.com
 Boston Baltimore Orlando Hartford

This drawing and the design and construction features disclosed are proprietary to Gale Associates, Inc. and shall not be altered or reused in whole or part without the express written permission of Gale Associates, Inc. Copyright©2018

PROJECT: ROOF REPAIRS AND ASSOCIATED WORK AT THE MASCONOMET REGIONAL SCHOOL DISTRICT
 20 ENDICOTT ROAD
 BOXFORD, MA 01921

OWNER: MASCONOMET REGIONAL SCHOOL DISTRICT
 DISTRICT CENTER OFFICE BUILDING, 20 ENDICOTT ROAD
 BOXFORD, MASSACHUSETTS 01921

NO.	DATE	DESCRIPTION	BY

PROJECT NO.	834200
CADD FILE	834200 A500s
DESIGNED BY	JMZ
DRAWN BY	CGK
CHECKED BY	BHN
DATE	12/12/18
DRAWING SCALE	AS NOTED


GRAPHIC SCALE

SHEET TITLE

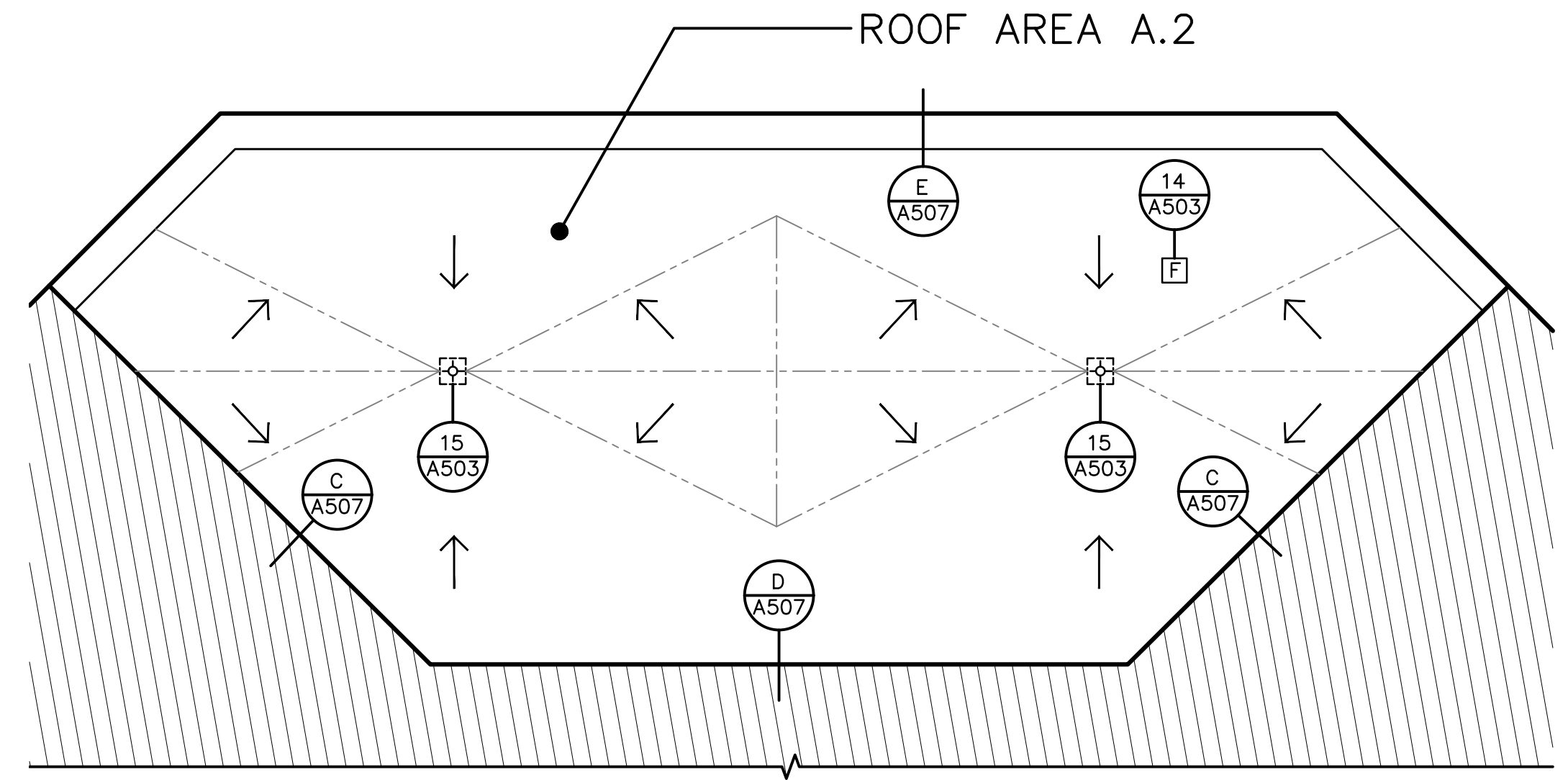
ALTERNATE 3
 ROOF DETAILS

DRAWING NO.

A506

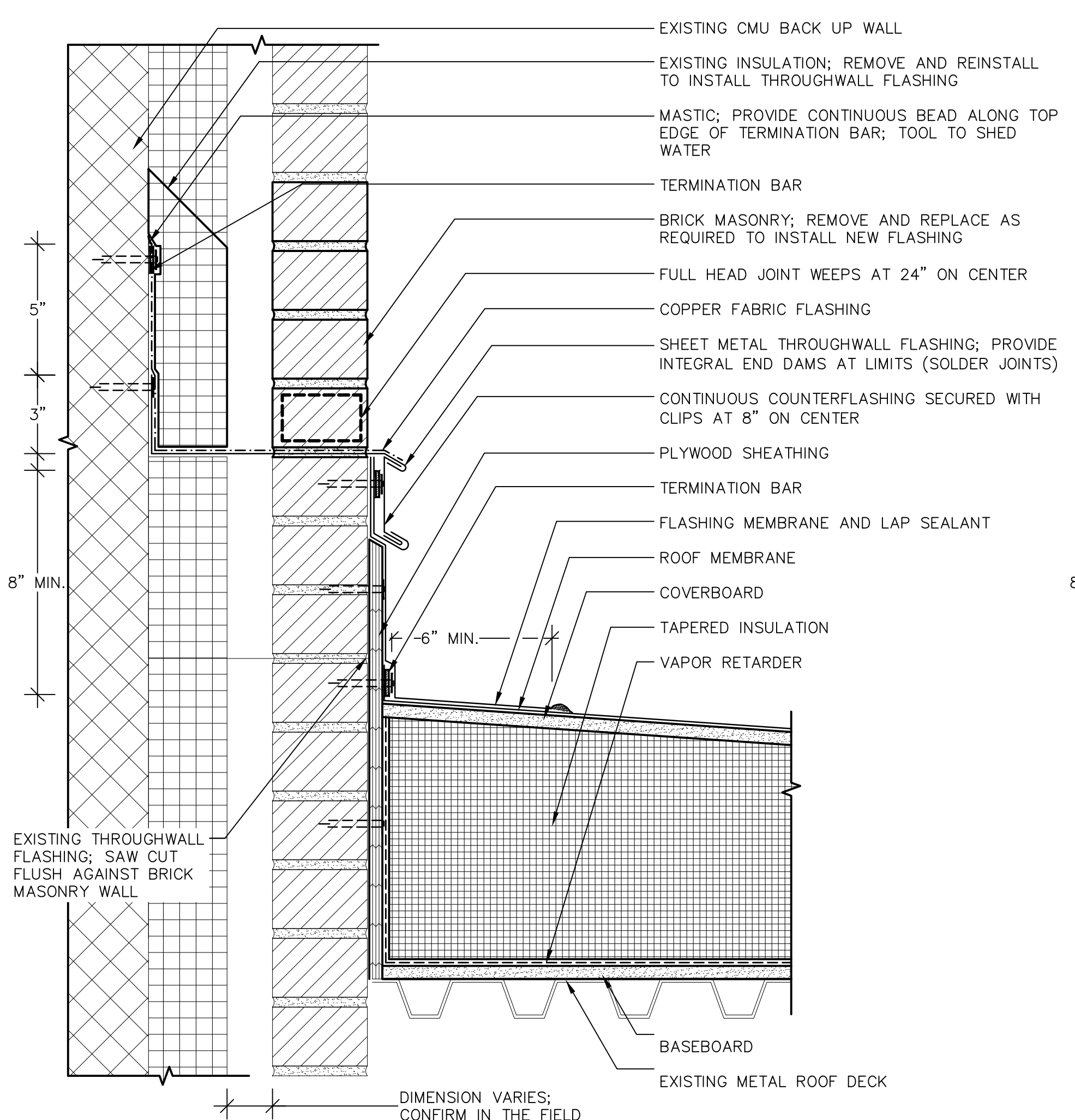


A ALTERNATE 4 PARTIAL VIEW OF ROOF AREA A.2
 SCALE: NOT TO SCALE
 (ALL ITEMS ARE NEW UNLESS DESIGNATED AS EXISTING)

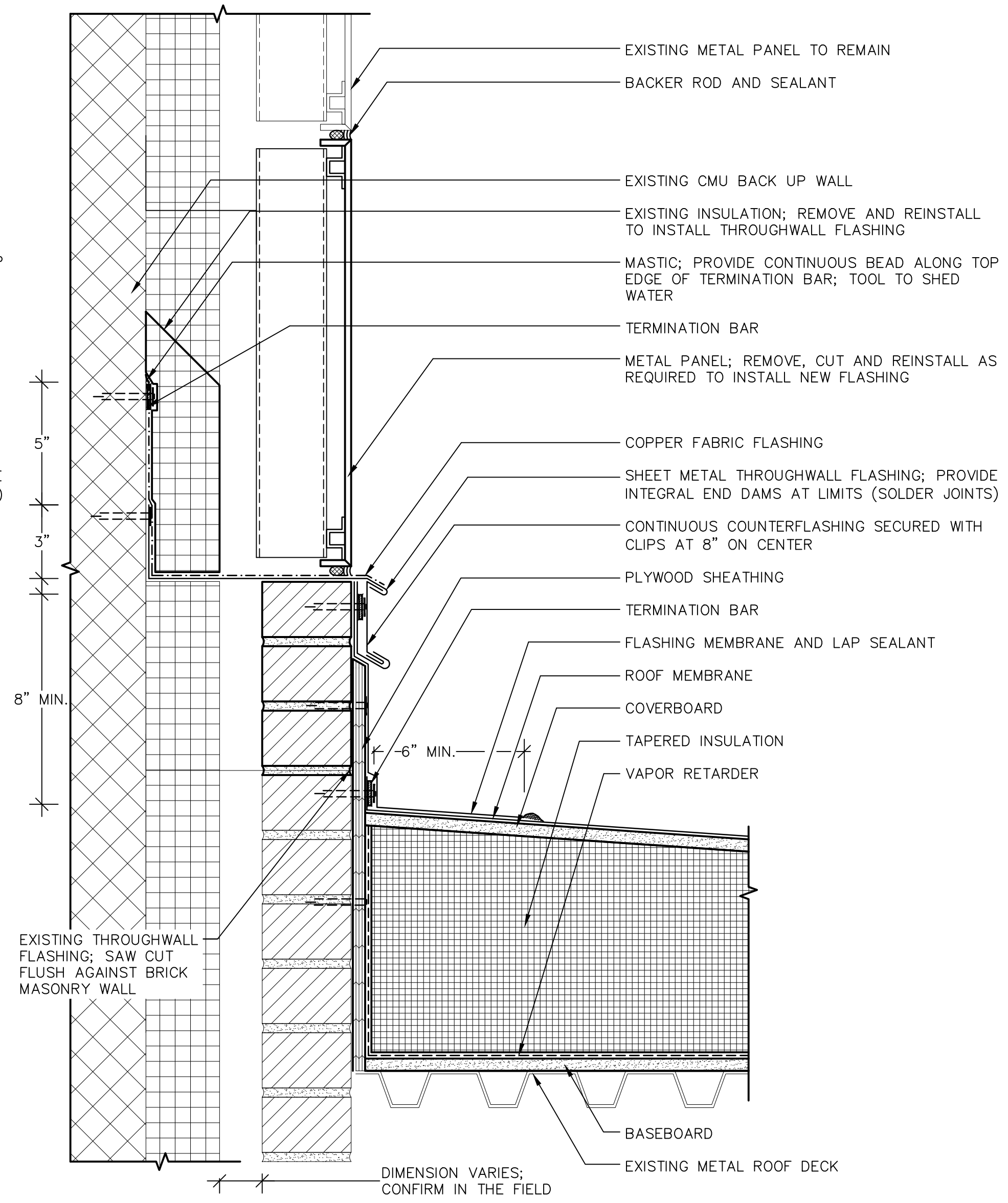


B ALTERNATE 4 ENLARGED PLAN
 SCALE: 1/8"=1'-0"
 (ALL ITEMS ARE NEW UNLESS DESIGNATED AS EXISTING)

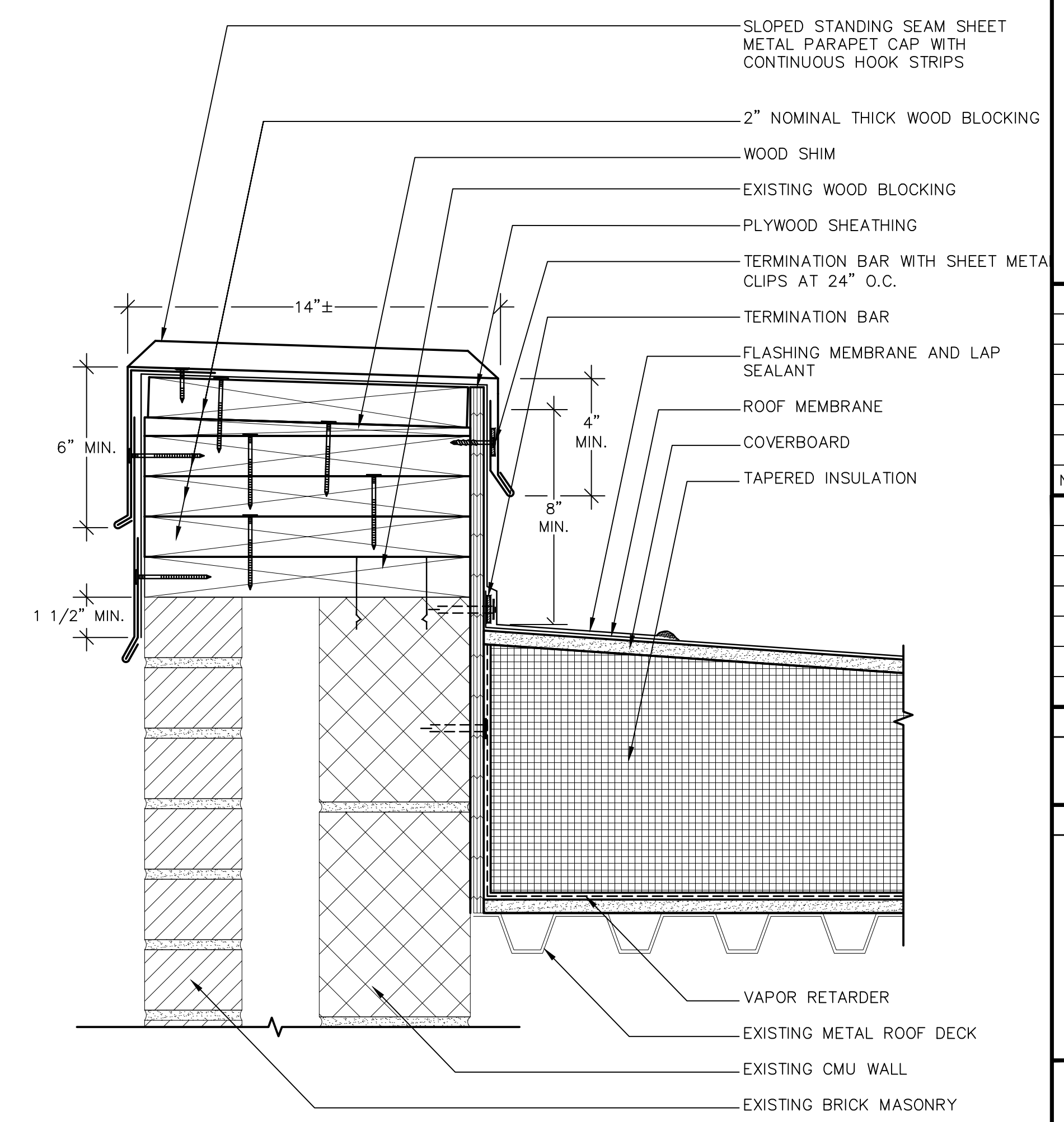
LEGEND	
	ROOF EDGE
	PARAPET
	CRICKET
	INSULATION/CRICKET SLOPE
	ROOF DRAIN WITH SUMP
	FAN UNIT
	DETAIL INDICATOR
	RIISING BUILDING WALL



C ALTERNATE 4 ROOF TO NEW THROUGHWALL FLASHING – MASONRY
 SCALE: 3"=1'-0"
 (ALL ITEMS ARE NEW UNLESS DESIGNATED AS EXISTING)



D ALTERNATE 4 ROOF TO NEW THROUGHWALL FLASHING – METAL PANELS
 SCALE: 3"=1'-0"
 (ALL ITEMS ARE NEW UNLESS DESIGNATED AS EXISTING)



E ALTERNATE 4 ROOF EDGE
 SCALE: 3"=1'-0"
 (ALL ITEMS ARE NEW UNLESS DESIGNATED AS EXISTING)

PROJECT: ROOF REPAIRS AND ASSOCIATED WORK AT THE MASCONOMET REGIONAL SCHOOL DISTRICT
 20 ENDICOTT ROAD
 BOXFORD, MA 01921

OWNER: MASCONOMET REGIONAL SCHOOL DISTRICT
 DISTRICT CENTER OFFICE BUILDING, 20 ENDICOTT ROAD
 BOXFORD, MASSACHUSETTS 01921

NO.	DATE	DESCRIPTION	BY
PROJECT NO.	834200		
CADD FILE	834200 A500s		
DESIGNED BY	JMZ		
DRAWN BY	CGK		
CHECKED BY	BHN		
DATE	12/12/18		
DRAWING SCALE	AS NOTED		

SHEET TITLE
ALTERNATE 4 ROOF DETAILS

DRAWING NO.
A507